



Measuring universal health coverage based on an index of effective coverage of health services in 204 countries and territories, 1990–2019: a systematic analysis for the Global Burden of Disease Study 2019



GBD 2019 Universal Health Coverage Collaborators*

Lancet 2020; 396: 1250–84

Published Online

August 27, 2020

[https://doi.org/10.1016/S0140-6736\(20\)30750-9](https://doi.org/10.1016/S0140-6736(20)30750-9)

See [Comment](#) page 1130

*Collaborators are listed at the end of the paper

Correspondence to:

Prof Rafael Lozano, Institute for Health Metrics and Evaluation, University of Washington, Seattle, WA 98105, USA
rlozano@uw.edu

Summary

Background Achieving universal health coverage (UHC) involves all people receiving the health services they need, of high quality, without experiencing financial hardship. Making progress towards UHC is a policy priority for both countries and global institutions, as highlighted by the agenda of the UN Sustainable Development Goals (SDGs) and WHO's Thirteenth General Programme of Work (GPW13). Measuring effective coverage at the health-system level is important for understanding whether health services are aligned with countries' health profiles and are of sufficient quality to produce health gains for populations of all ages.

Methods Based on the Global Burden of Diseases, Injuries, and Risk Factors Study (GBD) 2019, we assessed UHC effective coverage for 204 countries and territories from 1990 to 2019. Drawing from a measurement framework developed through WHO's GPW13 consultation, we mapped 23 effective coverage indicators to a matrix representing health service types (eg, promotion, prevention, and treatment) and five population-age groups spanning from reproductive and newborn to older adults (≥ 65 years). Effective coverage indicators were based on intervention coverage or outcome-based measures such as mortality-to-incidence ratios to approximate access to quality care; outcome-based measures were transformed to values on a scale of 0–100 based on the 2·5th and 97·5th percentile of location-year values. We constructed the UHC effective coverage index by weighting each effective coverage indicator relative to its associated potential health gains, as measured by disability-adjusted life-years for each location-year and population-age group. For three tests of validity (content, known-groups, and convergent), UHC effective coverage index performance was generally better than that of other UHC service coverage indices from WHO (ie, the current metric for SDG indicator 3.8.1 on UHC service coverage), the World Bank, and GBD 2017. We quantified frontiers of UHC effective coverage performance on the basis of pooled health spending per capita, representing UHC effective coverage index levels achieved in 2019 relative to country-level government health spending, prepaid private expenditures, and development assistance for health. To assess current trajectories towards the GPW13 UHC billion target—1 billion more people benefiting from UHC by 2023—we estimated additional population equivalents with UHC effective coverage from 2018 to 2023.

Findings Globally, performance on the UHC effective coverage index improved from 45·8 (95% uncertainty interval 44·2–47·5) in 1990 to 60·3 (58·7–61·9) in 2019, yet country-level UHC effective coverage in 2019 still spanned from 95 or higher in Japan and Iceland to lower than 25 in Somalia and the Central African Republic. Since 2010, sub-Saharan Africa showed accelerated gains on the UHC effective coverage index (at an average increase of 2·6% [1·9–3·3] per year up to 2019); by contrast, most other GBD super-regions had slowed rates of progress in 2010–2019 relative to 1990–2010. Many countries showed lagging performance on effective coverage indicators for non-communicable diseases relative to those for communicable diseases and maternal and child health, despite non-communicable diseases accounting for a greater proportion of potential health gains in 2019, suggesting that many health systems are not keeping pace with the rising non-communicable disease burden and associated population health needs. In 2019, the UHC effective coverage index was associated with pooled health spending per capita ($r=0\cdot79$), although countries across the development spectrum had much lower UHC effective coverage than is potentially achievable relative to their health spending. Under maximum efficiency of translating health spending into UHC effective coverage performance, countries would need to reach \$1398 pooled health spending per capita (US\$ adjusted for purchasing power parity) in order to achieve 80 on the UHC effective coverage index. From 2018 to 2023, an estimated 388·9 million (358·6–421·3) more population equivalents would have UHC effective coverage, falling well short of the GPW13 target of 1 billion more people benefiting from UHC during this time. Current projections point to an estimated 3·1 billion (3·0–3·2) population equivalents still lacking UHC effective coverage in 2023, with nearly a third (968·1 million [903·5–1040·3]) residing in south Asia.

Interpretation The present study demonstrates the utility of measuring effective coverage and its role in supporting improved health outcomes for all people—the ultimate goal of UHC and its achievement. Global ambitions to

accelerate progress on UHC service coverage are increasingly unlikely unless concerted action on non-communicable diseases occurs and countries can better translate health spending into improved performance. Focusing on effective coverage and accounting for the world's evolving health needs lays the groundwork for better understanding how close—or how far—all populations are in benefiting from UHC.

Funding Bill & Melinda Gates Foundation.

Copyright © 2020 The Author(s). Published by Elsevier Ltd. This is an Open Access article under the CC BY 4.0 license.

Research in context

Evidence before this study

Various approaches have been proposed for monitoring universal health coverage (UHC) service coverage, including those from WHO (ie, the UHC service coverage index, the official UN measure for the Sustainable Development Goal indicator 3.8.1) and the World Bank. Currently available service coverage metrics are heavily focused on infectious diseases as well as reproductive, neonatal, maternal, and child health, despite the recognition that advances towards UHC also require service provision for non-communicable diseases and delivering interventions to a broader range of population-age groups. Inconsistent trend estimation across indicators, if time series are generated, impedes measurements of progress—a priority emphasised in the member-state-led Political Declaration for the UN High-Level Meeting on Universal Health Coverage in 2019. Although the 2014 WHO and World Bank framework for UHC service coverage is explicitly focused on health-system effective coverage, efforts to date have focused on crude coverage or health-system resource inputs, or a combination of both. Effective coverage at the health-system level, or the fraction of potential health gains delivered by a health system, has yet to be incorporated into UHC monitoring efforts, even though WHO and member states have signalled increasing interest in understanding the impact of UHC beyond service coverage alone.

Added value of this study

Drawing from the WHO Thirteenth General Programme of Work (GPW13) Expert Reference Group and Task Force on Metrics recommendations on UHC monitoring and conceptual work on effective coverage of health systems, the present study offers a new measurement framework for UHC effective coverage, representing health needs and corresponding service types across the life course while accounting for potential health gains delivered to populations. The framework mapped 23 effective coverage indicators against five health service domains—promotion, prevention, treatment, rehabilitation, and palliation—and five population-age groups (ie, reproductive and newborn, children <5 years, children and adolescents aged 5–19 years, adults aged 20–64 years, and adults aged ≥65 years). Based on estimates from the Global Burden of Diseases, Injuries, and Risk Factors Study (GBD) 2019, these 23 effective coverage indicators

involved either direct measures of intervention coverage (eg, antiretroviral therapy coverage) or outcome-based indicators, such as mortality-to-incidence ratios, to approximate access to quality care. We weighted each effective coverage indicator on the basis of potential health gains deliverable by health systems, as approximated by the disability-adjusted life-years associated with each effective coverage indicator, and aggregated them to produce the UHC effective coverage index. Three types of validity were assessed (content, known groups, and convergent) for the UHC effective coverage index and other multi-country service coverage measures (eg, the UHC service coverage index for 2017, as estimated by WHO, and the GBD 2017 UHC service coverage index for 2017). We also quantified relationships between pooled health spending per capita (ie, government expenditures, prepaid private spending, and development assistance for health) and UHC effective coverage performance to examine how well countries are currently translating resources into improved UHC effective coverage. Last, we estimated the number of population equivalents covered by effective health services from 2018 to 2023—a key component of WHO's GPW13—by assuming a direct translation of the UHC effective coverage index to a fractional metric and multiplying country-level population estimates.

Implications of all the available evidence

This study offers another step forward in measuring UHC effective coverage across settings, developing a measurement framework and methods for country and global stakeholders to better track progress in effective health service provision at the population level. Our results highlight the importance of including non-communicable disease indicators alongside interventions for reproductive, neonatal, maternal, and child health and for infectious diseases, as well as capturing potential health gains delivered by health systems at the population level. In combination, we expect these analytical advances to better identify where countries have improved effective health service delivery, and what health needs along the life course increasingly threaten further progress. Focusing on UHC effective coverage, both in terms of its measurement and its capacity for instilling greater accountability for improving health outcomes across the development spectrum, lays a data-driven path towards achieving UHC for all populations.

Introduction

Universal health coverage (UHC) is viewed as a crucial avenue through which improved health for all can be attained,^{1,2} by ensuring all people can receive quality health services they need, without experiencing financial hardship. Global agendas and actors have amplified calls for UHC in recent years, driven at least in part by the explicit inclusion of UHC achievement in target 3.8 of the UN Sustainable Development Goals (SDGs)³⁻⁵ and heightened emphasis within recent UN resolutions¹ and WHO programmatic objectives (eg, the target of 1 billion more people benefiting from UHC from 2018 to 2023 as part of WHO's Thirteenth General Programme of Work [GPW13]).^{6,7} Regional and country-driven efforts to elevate UHC on policy agendas have occurred as well, both building upon long established UHC programmes (eg, in Japan,⁸ much of western Europe,^{9,10} and many countries in Latin America^{11,12}) and galvanising newer commitments to UHC implementation (eg, in India, Kenya, and South Africa).¹³ To better understand how actions and investments are delivering on the ultimate goal of UHC—improving health outcomes—it is essential to quantify and track trends in effective health service provision, as well as the extent to which advances in service coverage correspond with the potential health gains populations should experience.

In 2014, WHO and the World Bank published a UHC measurement framework in which service coverage was defined as a spectrum of services—promotion, prevention, treatment, rehabilitation, and palliation—across the life cycle.^{14,15} This framework emphasised the importance of providing services for individuals' health needs throughout their lifespans and quantifying effective coverage of interventions delivered by health systems. Conceptually, effective coverage unites intervention need, use, and quality into a single metric, representing the proportion of health gain that could be potentially received from an intervention relative to what is actually experienced.^{16,17} At the health-system level, effective coverage aims to capture the fraction of total potential health gains actually delivered relative to what a health system could have theoretically delivered.¹⁶ To quantify such population-level health gains, Shengelia and colleagues outlined an approach to measure an aggregate of health-system effective coverage.¹⁶ Effective coverage is a powerful measure: this metric not only demands accountability of intervention availability and use, but also requires that the services received are of sufficient quality to provide the health gains they are supposed to. Yet in practice, effective coverage has to date been rarely measured, particularly across countries and over time. Minimal uptake of effective coverage as a metric for UHC monitoring is at least partly due to data challenges, as most health data systems are not able to capture all three intervention components together (ie, need, use or receipt, and quality) and few data sources can adequately represent these dimensions for conditions

involving more complex care (eg, cancer or stroke). Tracer or proxy indicators of effective coverage exist for certain interventions or cause groups (eg, cancers), and recent health-system research by Kruk and colleagues used mortality-to-incidence rates to garner insights into health-care quality in low-income to middle-income countries.¹⁸ Nevertheless, to date no multi-country UHC measurement effort to our knowledge has sought to estimate effective coverage across health service domains and population-age groups within a cohesive analytical platform.

Following the 2014 WHO/World Bank UHC monitoring framework and SDG adoption in 2015, several multi-country health service coverage indices have been developed to inform UHC measurement.¹⁹⁻²⁶ Although each effort has shown recognition of prevailing data limitations and challenges with operationalising UHC service coverage across myriad settings,^{21,24} they each have limitations in how well they capture country-level trends and health service needs across the life course.^{17,27-31} First, current indices primarily rely solely on household survey point estimates from multi-country survey series, which can lead to various measurement limitations (ie, being primarily focused on low-income to middle-income countries; restricted sets of interventions captured; and lags in data availability for understanding trends). Second, most indices include either risk factor indicators (eg, prevalence of non-smoking and non-raised blood pressure in the UHC service coverage index,¹⁹⁻²¹ the SDG indicator 3.8.1⁴) or health-system inputs or process indicators (eg, health workers per capita and hospital beds per capita in the UHC service coverage index; inpatient admission rates for Wagstaff and colleagues' service coverage index^{23,24}), or both. The use of such proxy indicators, as well as those influenced by factors outside the health system (eg, tobacco prevalence), for service coverage measurement could misattribute successes in health service provision or misrepresent UHC service coverage. With non-communicable diseases accounting for at least 60% of early death and disability worldwide,³² the omission of non-communicable disease indicators beyond risk factor prevalence proxies or cancer screening is at odds with the reality of countries' populations and health systems. Third, approaches used to construct overall indices of UHC service coverage typically involve somewhat arbitrary weighting schemes (eg, a series of geometric means^{4,19-21} or weighted geometric means^{23,24}), and thus might not capture the alignment of services provided given a country's health and demographic profile. Last, none of these approaches explicitly accounts for the potential health gains delivered through the health system, a limitation that inhibits our collective understanding of whether or how gains in UHC are improving health outcomes for all.

Recent developments from WHO indicate a revived interest in using effective coverage for UHC monitoring; these include the WHO GPW13 Expert Reference Group

(ERG) Task Force on Metrics recommendations on effective service coverage measurement³³ and the WHA72 resolution recommending country pilots on monitoring UHC effective coverage.⁷ The GPW13 ERG also supported initial efforts to map health services against population-age groups within a measurement framework and to identify indicator options across the life course in order to estimate UHC effective coverage across countries.³³ The present analysis contributes to this endeavour through the Global Burden of Diseases, Injuries, and Risk Factors Study (GBD) 2019, mapping 23 effective coverage indicators across health service types and population-age groups for 204 countries and territories from 1990 to 2019. Based on the construct of health-system effective coverage, we aggregated individual effective coverage indicators to produce an overall index using health gain weights, which were derived from country-specific disease burden estimates relative to theoretical levels of burden avertable given intervention levels and associated effectiveness. We compared the performance of this UHC effective coverage measure against that of previous multi-country UHC service coverage indices^{21,24,26} on a series of validity tests. We then assessed the relationships between pooled health spending per capita and index performance, aiming to capture how close—or how far—countries were in reaching UHC effective coverage frontiers relative to their current spending. Finally, we considered applications of this index for current global and national UHC priorities, such as translating index performance to the number of people covered by effective coverage for the GPW13 UHC billion target.

Methods

Overview

Our primary analysis involved three main steps: first, to use intervention coverage or compute proxy measures of effective coverage for 23 indicators; second, to calculate the fraction of potential health gains associated with each effective coverage indicator based on each location's disease burden profile; and third, to construct the overall UHC effective coverage index by weighting each effective coverage indicator relative to its health gains fraction. We then did secondary analyses, assessing UHC effective coverage performance relative to health spending and current trajectories towards the GPW13 UHC billion target. Each step is summarised below and further described in appendix 1 (pp 12–61).

This analysis uses estimates from the broader GBD 2019,^{34–36} covering 204 countries and territories from 1990 to 2019. Details of disease-specific, injury-specific, and coverage-specific data inputs and processing, statistical synthesis approaches, and final models are available in the accompanying GBD 2019 capstone publications.^{34–36} This study complies with the Guidelines for Accurate and Transparent Health Estimates Reporting (GATHER) statement,³⁷ with further information provided in the appendix 1 (pp 69–72).

Measurement of UHC effective coverage

Framework and indicators

Development of the UHC effective coverage measurement framework and selection of effective coverage indicators was based on consultation, methods testing, and refinement via the WHO ERG on the GPW13 from 2017 to 2019,^{7,33,38,39} the background and details of this process are provided in the appendix 1 (pp 12–28). The resulting framework (figure 1) and currently included effective coverage indicators (table 1) sought to represent the range of different health services that populations need across their lifespans while recognising present data gaps and appeals for measurement parsimony (appendix 1 pp 18–28).

As applied in this analysis, the UHC effective coverage measurement framework involves 30 unique cells from a matrix of five health service types—promotion, prevention, treatment, rehabilitation, and palliation—against five population-age groups (reproductive and newborn, children younger than 5 years, children and adolescents aged 5–19 years, adults aged 20–64 years, and older adults aged ≥65 years). Treatment is subdivided into two separate groups: first, communicable diseases and maternal, newborn, and child health; and second, non-communicable diseases. Effective coverage indicators were then mapped to these cells to represent needed health services across the life course.

23 effective coverage indicators were included in the present analysis (table 1). As recognised in previous studies,^{19–26} data for directly measuring effective intervention coverage are rarely available across health services, locations, and over time. Subsequently, we used viable proxy measures and analytical techniques to approximate effective coverage for conditions considered amenable to health care.^{40–43} Criteria set forth by the WHO ERG guided selection of effective coverage indicators and preferred measurement approaches (appendix 1 pp 12–28).³³ Such criteria stipulated that effective coverage indicators should be currently measurable (ie, data and methods that support indicator measurement today); reflect differences in effective health services and not factors outside the immediate scope of health systems and UHC (eg, tobacco taxation and physical infrastructure such as roads and water systems); and use indicators already encompassed within the SDGs and GPW13, or draw from data systems required for monitoring of SDGs and GPW13. Several other indicator candidates were considered from 2017 to 2019 (appendix 1 pp 12–28), but inadequate data availability, access, or quality, or a combination of these factors, impeded their inclusion in the current analysis.

Four effective coverage indicators were measures of intervention coverage and 19 were mortality-based measures to proxy access to quality of care (table 1; appendix 1 pp 30–32). For the mortality-based measures, we primarily used mortality-to-incidence ratios (MIRs) and mortality-to-prevalence ratios (MPRs) for chronic or longer-term conditions (eg, diabetes or asthma). Without

See Online for appendix 1

better data on effective coverage, such mortality-based measures are viewed as suitable proxies,^{33,44-46} providing good signals on what access to quality care should, at minimum, avert or protect against even if the onset of disease cannot be wholly prevented. The main exception was ischaemic heart disease, for which GBD input data coverage and quality on non-fatal outcomes were less robust than data on causes of death and related risks; subsequently, we used risk-standardised death rates instead of MIRs or MPRs to proxy effective coverage. As a statistical approach used in previous GBD analyses^{41,43} and further described in the appendix 1 (pp 31–32),

risk standardisation aims to better isolate variations in mortality associated with health-care access and quality from differences in underlying risk exposures mainly related to factors outside the health system.

Effective coverage indicators for intervention coverage were kept on their natural scale (0–100%), whereas the 19 other effective coverage indicators were transformed to values on a 0–100 scale (appendix pp 31–33). Across locations and from 1990 to 2019, 0 was set by values at the 97·5th percentile or higher (ie, “worst” levels of MIRs) and 100 by the 2·5th percentile or lower (ie, “best” levels of MIRs).

Population age group	Health service type					
	Promotion	Prevention	Treatment		Rehabilitation	Palliation
			Communicable diseases and MNCH	NCDs		
Reproductive and newborn	Met need for family planning with modern contraception	Antenatal, peripartum, and postnatal care for newborn babies Antenatal, peripartum, and postnatal care for mothers	Antenatal, peripartum, and postnatal care for newborn babies Antenatal, peripartum, and postnatal care for mothers			
Children younger than 5 years		DTP3 coverage MCV1 coverage	LRI treatment Diarrhoea treatment	Acute lymphoid leukaemia treatment		
Children and adolescents (5–19 years)			ART coverage	Acute lymphoid leukaemia treatment Asthma treatment Epilepsy treatment Appendicitis treatment Paralytic ileus and intestinal obstruction treatment		
Adults (20–64 years)			ART coverage TB treatment	Diabetes treatment IHD treatment Stroke treatment CKD treatment COPD treatment Cervical cancer treatment Breast cancer treatment Uterine cancer treatment Colon and rectum cancer treatment Epilepsy treatment Appendicitis treatment Paralytic ileus and intestinal obstruction treatment		
Older adults (≥65 years)			ART coverage TB treatment	Diabetes treatment IHD treatment Stroke treatment CKD treatment COPD treatment Cervical cancer treatment Breast cancer treatment Uterine cancer treatment Colon and rectum cancer treatment Epilepsy treatment Appendicitis treatment Paralytic ileus and intestinal obstruction treatment		

Figure 1: UHC effective coverage measurement framework

Additional information about the framework development process and selection of effective coverage indicators can be found in appendix 1 (pp 12–28).

ART=antiretroviral therapy. DTP3=diphtheria-tetanus-pertussis vaccine, 3 doses. IHD=ischaemic heart disease. CKD=chronic kidney disease. COPD=chronic obstructive pulmonary disease. LRI=lower respiratory infection. MCV1=measles-containing-vaccine, 1 dose. MNCH=maternal, neonatal, and child health. NCDs=non-communicable diseases. TB=tuberculosis. UHC=universal health coverage.

	Effective coverage indicator	Metric	Effective coverage indicator measurement		Health gain weight inputs	Effectiveness category
			Numerator	Denominator		
Reproductive and newborn						
Promotion	Met need for family planning with modern contraception	Coverage	Females aged 15–49 years with demand for family planning met with modern contraception	Females aged 15–49 years with demand for family planning	50% of DALYs due to maternal disorders for females aged 10–54 years	5
Prevention; treatment, communicable diseases and MNCH	Antenatal, peripartum, and postnatal care for newborn babies	Early neonatal mortality rate	All-cause deaths during the first 7 days of life	Population of early neonates	Early neonatal deaths multiplied by life expectancy at birth (on the basis of theoretical minimum risk life table)	3
Prevention; treatment, communicable diseases and MNCH	Antenatal, peripartum, and postnatal care for mothers	Maternal mortality ratio	Deaths due to maternal disorders for females aged 10–54 years	Livebirths among females aged 10–54 years	50% of DALYs due to maternal disorders for females aged 10–54 years	1
Children younger than 5 years						
Prevention	DTP3 vaccine coverage	Coverage	Receipt of three doses of DTP vaccine among children aged 12–23 months	Children aged 12–23 months	DALYs due to diphtheria, tetanus, and pertussis for children younger than 5 years	1
Prevention	MCV1 coverage	Coverage	Receipt of MCV1 among children aged 12–23 months	Children aged 12–23 months	DALYs due to measles for children younger than 5 years	1
Treatment, communicable diseases and MNCH	LRI treatment	MIR	Mortality from LRIs for children younger than 5 years	Incidence of LRIs for children younger than 5 years	DALYs due to LRIs for children younger than 5 years	1
Treatment, communicable diseases and MNCH	Diarrhoea treatment	MIR	Mortality from diarrhoeal diseases for children younger than 5 years	Incidence of diarrhoeal diseases for children younger than 5 years	DALYs due to diarrhoeal diseases for children younger than 5 years	1
Treatment, NCDs	Acute lymphoid leukaemia treatment	MIR	Mortality from acute lymphoid leukaemia for children aged 1–4 years	Incidence of acute lymphoid leukaemia for children aged 1–4 years	DALYs due to acute lymphoid leukaemia for children aged 1–4 years	1
Children and adolescents (5–19 years)						
Treatment, communicable diseases and MNCH	ART coverage	Coverage	Populations aged 5–19 years living with HIV/AIDS and on ART	Populations aged 5–19 years living with HIV/AIDS	DALYs due to HIV for populations aged 5–19 years	1
Treatment, NCDs	Acute lymphoid leukaemia treatment	MIR	Mortality from acute lymphoid leukaemia for populations aged 5–19 years	Incidence of acute lymphoid leukaemia for populations aged 5–19 years	DALYs due to acute lymphoid leukaemia for populations aged 5–19 years	1
Treatment, NCDs	Asthma treatment	MPR	Mortality from asthma for populations aged 5–19 years	Prevalence of asthma for populations aged 5–19 years	DALYs due to asthma for populations aged 5–19 years	1
Treatment, NCDs	Epilepsy treatment	MPR	Mortality from epilepsy for populations aged 5–19 years	Prevalence of epilepsy for populations aged 5–19 years	DALYs due to epilepsy for populations aged 5–19 years	3
Treatment, NCDs	Appendicitis treatment	MIR	Mortality from appendicitis for populations aged 5–19 years	Incidence of appendicitis for populations aged 5–19 years	DALYs due to appendicitis for populations aged 5–19 years	1
Treatment, NCDs	Paralytic ileus and intestinal obstruction treatment	MIR	Mortality from paralytic ileus and intestinal obstruction for populations aged 5–19 years	Incidence of paralytic ileus and intestinal obstruction for populations aged 5–19 years	DALYs due to paralytic ileus and intestinal obstruction for populations aged 5–19 years	1
Adults (20–64 years)						
Treatment, communicable diseases and MNCH	ART coverage	Coverage	Population aged 20–64 years living with HIV/AIDS and on ART	Population aged 20–64 years living with HIV/AIDS	DALYs due to HIV for populations aged 20–64 years	1
Treatment, communicable diseases and MNCH	Tuberculosis treatment	MIR	Mortality from tuberculosis for populations aged 20–64 years	Incidence of tuberculosis for populations aged 20–64 years	DALYs due to tuberculosis for populations aged 20–64 years	1
Treatment, NCDs	Diabetes treatment	MPR	Mortality from diabetes for populations aged 20–64 years	Prevalence of diabetes for populations aged 20–64 years	DALYs due to diabetes for populations aged 20–64 years	3
Treatment, NCDs	IHD treatment	RSDR	Risk-standardised deaths from IHD for populations aged 20–64 years	Population aged 20–64 years	DALYs due to IHD for populations aged 20–64 years	2
Treatment, NCDs	Stroke treatment	MIR	Mortality from stroke for populations aged 20–64 years	Incidence of stroke for populations aged 20–64 years	DALYs due to stroke for populations aged 20–64 years	2
Treatment, NCDs	CKD treatment	MPR	Mortality from CKD for populations aged 20–64 years	Incidence of CKD for populations aged 20–64 years	DALYs due to CKD for populations aged 20–64 years	1

(Table 1 continues on next page)

	Effective coverage indicator	Metric	Effective coverage indicator measurement		Health gain weight inputs	Effectiveness category
			Numerator	Denominator		
(Continued from previous page)						
Treatment, NCDs	COPD treatment	MPR	Mortality from COPD for populations aged 20–64 years	Prevalence of COPD for populations aged 20–64 years	DALYs due to COPD for populations aged 20–64 years	3
Treatment, NCDs	Cervical cancer treatment	MIR	Mortality from cervical cancer for females aged 20–64 years	Incidence of cervical cancer for females aged 20–64 years	DALYs due to cervical cancer for females aged 20–64 years	1
Treatment, NCDs	Breast cancer treatment	MIR	Mortality from breast cancer for females aged 20–64 years	Incidence of breast cancer for females aged 20–64 years	DALYs due to breast cancer for females aged 20–64 years	1
Treatment, NCDs	Uterine cancer treatment	MIR	Mortality from uterine cancer for females aged 20–64 years	Incidence of uterine cancer for females aged 20–64 years	DALYs due to uterine cancer for females aged 20–64 years	1
Treatment, NCDs	Colon/rectum cancer treatment	MIR	Mortality from colon/rectum cancer for populations aged 20–64 years	Incidence of colon/rectum cancer for populations aged 20–64 years	DALYs due to colon/rectum cancer for populations aged 20–64 years	1
Treatment, NCDs	Epilepsy treatment	MPR	Mortality from epilepsy for populations aged 20–64 years	Prevalence of epilepsy for populations aged 20–64 years	DALYs due to epilepsy for populations aged 20–64 years	3
Treatment, NCDs	Appendicitis treatment	MIR	Mortality from appendicitis for populations aged 20–64 years	Incidence of appendicitis for populations aged 20–64 years	DALYs due to appendicitis for populations aged 20–64 years	1
Treatment, NCDs	Paralytic ileus and intestinal obstruction treatment	MIR	Mortality from paralytic ileus and intestinal obstruction for populations aged 20–64 years	Incidence of paralytic ileus and intestinal obstruction for populations aged 20–64 years	DALYs due to paralytic ileus and intestinal obstruction for populations aged 20–64 years	1
Older adults (≥65 years)						
Treatment, communicable diseases and MNCH	ART coverage	Coverage	Population aged ≥65 years living with HIV/AIDS and on ART	Population aged ≥65 years living with HIV/AIDS	DALYs due to HIV for populations aged ≥65 years	2
Treatment, communicable diseases and MNCH	Tuberculosis treatment	MIR	Mortality from tuberculosis for populations aged ≥65 years	Incidence of tuberculosis for populations aged ≥65 years	DALYs due to tuberculosis for populations aged ≥65 years	2
Treatment, NCDs	Diabetes treatment	MPR	Mortality from diabetes for populations aged ≥65 years	Prevalence of diabetes for populations aged ≥65 years	DALYs due to diabetes for populations aged ≥65 years	4
Treatment, NCDs	IHD treatment	RSDR	Risk-standardised deaths from IHD for populations aged ≥65 years	Population aged ≥65 years	DALYs due to IHD for populations aged ≥65 years	3
Treatment, NCDs	Stroke treatment	MIR	Mortality from stroke for populations aged ≥65 years	Incidence of stroke for populations aged ≥65 years	DALYs due to stroke for populations aged ≥65 years	3
Treatment, NCDs	CKD treatment	MPR	Mortality from CKD for populations aged ≥65 years	Incidence of CKD for populations aged ≥65 years	DALYs due to CKD for populations aged ≥65 years	2
Treatment, NCDs	COPD treatment	MPR	Mortality from COPD for populations aged ≥65 years	Prevalence of COPD for populations aged ≥65 years	DALYs due to COPD for populations aged ≥65 years	4
Treatment, NCDs	Cervical cancer treatment	MIR	Mortality from cervical cancer for females aged ≥65 years	Incidence of cervical cancer for females aged ≥65 years	DALYs due to cervical cancer for females aged ≥65 years	2
Treatment, NCDs	Breast cancer treatment	MIR	Mortality from breast cancer for females aged ≥65 years	Incidence of breast cancer for females aged ≥65 years	DALYs due to breast cancer for females aged ≥65 years	2
Treatment, NCDs	Uterine cancer treatment	MIR	Mortality from uterine cancer for females aged ≥65 years	Incidence of uterine cancer for females aged ≥65 years	DALYs due to uterine cancer for females aged ≥65 years	2
Treatment, NCDs	Colon/rectum cancer treatment	MIR	Mortality from colon/rectum cancer for populations aged ≥65 years	Incidence of colon/rectum cancer for populations aged ≥65 years	DALYs due to colon/rectum cancer for populations aged ≥65 years	2
Treatment, NCDs	Epilepsy treatment	MPR	Mortality from epilepsy for populations aged ≥65 years	Prevalence of epilepsy for populations aged ≥65 years	DALYs due to epilepsy for populations aged ≥65 years	4
Treatment, NCDs	Appendicitis treatment	MIR	Mortality from appendicitis for populations aged ≥65 years	Incidence of appendicitis for populations aged ≥65 years	DALYs due to appendicitis for populations aged ≥65 years	2
Treatment, NCDs	Paralytic ileus and intestinal obstruction treatment	MIR	Mortality from paralytic ileus and intestinal obstruction for populations aged ≥65 years	Incidence of paralytic ileus and intestinal obstruction for populations aged ≥65 years	DALYs due to paralytic ileus and intestinal obstruction for populations aged ≥65 years	2

Additional information about the framework development process and selection of effective coverage indicators can be found in appendix 1 (pp 12–28). UHC=universal health coverage. DALYs=disability-adjusted life-years. MNCH=maternal, neonatal, and child health. DTP3=diphtheria-tetanus-pertussis vaccine, 3 doses. MCV1=measles-containing-vaccine, 1 dose. LRI=lower respiratory infection. MIR=mortality-to-incidence ratio. NCDs=non-communicable diseases. ART=antiretroviral therapy. MPR=mortality-to-prevalence ratio. IHD=ischemic heart disease. RSDR=risk-standardised death rate. CKD=chronic kidney disease. COPD=chronic obstructive pulmonary disease.

Table 1: Details of the 23 effective coverage indicators included in the UHC effective coverage index, by health service type

Construction of UHC effective coverage index

As outlined by previous work,^{14–17} population-level measures of effective coverage should represent the fraction of total health gains a health system could potentially provide, given currently available interventions, that a health system actually delivers. This construct is thus grounded in the principle of comparability—all health systems ought to maximise potential health gains for their populations—but also requires accounting for local health needs and epidemiological profiles. For instance, if a country currently experiences a high burden of diabetes and a comparatively lower burden of HIV, at least equal or even higher priority to expanding services for diabetes should occur relative to HIV in order to further support health gains.

To construct the UHC effective coverage index, we weighted each effective coverage indicator relative to their health gain weights, a metric approximating the population health gains potentially deliverable by health systems for each location-year. More detail is provided in the appendix 1 (pp 32–35), but in brief, calculations were based on three inputs for each effective coverage indicator and corresponding population-age group: estimates on the 0–100 scale, targeted disease burden, and effectiveness categories of associated interventions or services (table 1). For effectiveness, incremental values were assumed by category (ie, 90% effectiveness for category 1, 70% for category 2, 50% for category 3, and so on), as informed by studies published in the Cochrane Database of Systematic Reviews, the Tufts Cost-Effectiveness Analysis Registry and Global Health Cost-Effectiveness Analysis Registry, and Disease Control Priorities, third edition (DCP3); sensitivity analyses on shifting each effective coverage indicator by one category (ie, moving each category 2 indicator up to category 1 and then down to category 3) showed high correlations with current assignments (appendix 1 p 35).

As shown in figure 2, UHC effective coverage index estimates based on health gain weighting and an unweighted average across effective coverage indicators were positively associated ($r=0.95$); however, effects differed across countries.

Validation

Since no gold-standard measures of UHC service coverage currently exist, we used three types of validity testing to compare UHC effective coverage index performance to previously published multi-country indices of UHC service coverage: the WHO UHC service coverage index for 2017;²¹ UHC service coverage index from GBD 2017;²⁶ and service coverage index values from the World Bank.²⁴ Further details of these analyses are provided in the appendix 1 (pp 38–52), with results summarised in table 2.

For content validity, we computed the percentage of 30 cells (ie, combinations of health services and

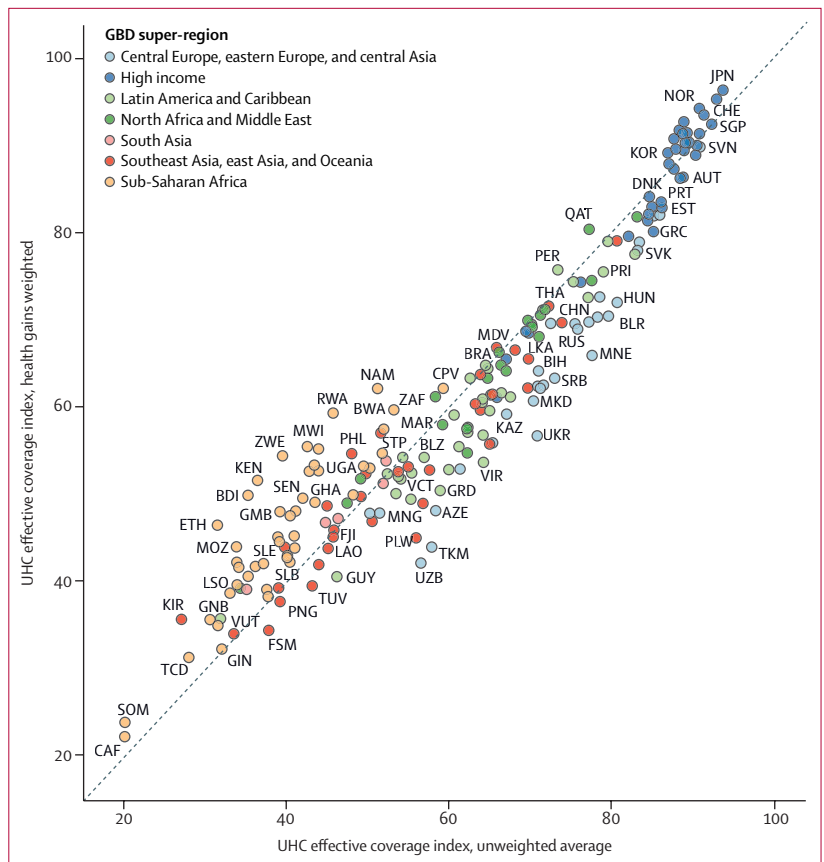


Figure 2: Comparing the UHC effective coverage index in 2019 with health gains weighting to the unweighted index (unweighted average of effective coverage indicators) in 2019

Locations are colour-coded by GBD super-region, and are abbreviated according to their ISO3 codes and corresponding location names are listed in appendix 1 (pp 64–68). UHC=universal health coverage. GBD=Global Burden of Diseases, Injuries, and Risk Factors Study.

population-age groups) from the UHC effective coverage framework that were represented by indicators for each index. For known-groups validity, we assessed how well each index could discriminate between 16 country-pairs for which previous studies show “country A” as having better performance or progress on UHC service coverage than a similar “country B”.^{11,23,47–55} These pairs were selected a priori, and for each index we calculated the fraction of pairs correctly ordered on the basis of mean estimates and accounting for uncertainty where available. For convergent validity, we quantified how much variation in healthy life expectancy could be explained by each index after removing the average relationship between each index and overall sociodemographic development (as measured by Socio-demographic Index [SDI]). In general, the UHC effective coverage index based on health gain weights showed stronger performance across these three validity measures than previous UHC service coverage measures and the unweighted UHC effective coverage index (table 2; appendix 1 pp 38–52).

For the **Cochrane Database of Systematic Reviews** see <https://www.cochranelibrary.com/cdsr/reviews>
 For the **Tufts Cost-Effectiveness Analysis Registry** see <https://cevr.tuftsmedicalcenter.org/databases/cea-registry>
 For the **Global Health Cost-Effectiveness Analysis Registry** see <https://ghcearegistry.org/ghcearegistry/>
 For more on **Disease Control Priorities, third edition** see <https://dcp-3.org/>

	Source	Content validity (proportion of cells covered)	Known-groups validity (proportion of 16 country pairs)		Convergent validity (variation of HALE explained, accounting for SDI)		
			Based on mean values	With uncertainty	Beta coefficient	Standard error	R ²
UHC effective coverage index, health gains weighted (reported 2019)	GBD 2019	40%	94%	63%	5.00	1.72	0.073
UHC effective coverage index, unweighted average (reported 2019)	GBD 2019	40%	94%	56%	4.19	1.49	0.068
UHC service coverage index for SDGs (reported 2017)	GBD 2017	33%	94%	69%	4.30	1.76	0.053
UHC service coverage index for SDG indicator 3.8.1 (reported 2017)	WHO 2019	20%	75%	..	4.21	1.88	0.044
Service coverage index (for most recent year reported)	World Bank 2020	17%	56%	..	1.24	1.18	0.010

Content validity was evaluated on the basis of the percentage of 30 matrix cells of health service types against population-age groups covered by each index. Known-groups validity was evaluated on the basis of the percentage of 16 country pairs correctly ranked based on country A's UHC or health-system performance being recognised as better than country B's performance; details are found in appendix 1 (pp 45–47). Convergent validity was evaluated on the basis of how much index performance could explain variation in HALE after controlling for levels of sociodemographic development (as measured by SDI). UHC=Universal health coverage. HALE=healthy life expectancy. SDI=Socio-demographic Index. GBD=Global Burden of Diseases, Injuries, and Risk Factors Study. SDGs=UN Sustainable Development Goals.

Table 2: Results for content, known-groups, and construct validity across multi-country health service indices for UHC service coverage measurement

Relationship between health spending and UHC effective coverage

To better understand potential drivers of UHC effective coverage, we used stochastic frontier metaregression to quantify UHC effective coverage frontiers—estimated maximum levels of UHC effective coverage index achieved given any amount of health spending per capita—and compared country-level UHC effective coverage performance relative to these frontiers. The magnitude of these gaps between the frontier and UHC effective coverage index values provides insights into potential inefficiencies, as well as measurement error, in translating health spending into improved UHC effective coverage at the population level. Further analytical details are in the appendix 1 (pp 53–59).

Since UHC aims to minimise financial hardship associated with receiving essential health services, we focused on assessing the relationship between pooled health spending per capita (ie, government spending, prepaid private health spending, and development assistance for health)⁵⁶ and UHC effective coverage performance. Alternative analyses, wherein out-of-pocket spending was included (ie, total health expenditure) and then development assistance for health was excluded (ie, pooled domestic health expenditures), were also done but are not reported here (appendix 2 pp 6–7).

See Online for appendix 2

Counting population equivalents with UHC effective coverage

Spurred by the GPW13 UHC billion target,⁶ which calls for 1 billion more people benefiting from UHC by 2023, various approaches have been considered for translating performance metrics into the number of people covered by health services.^{20,21,57,58} For this

analysis, we used a similar approach currently recommended by WHO:⁵⁸ we applied index estimates as fractional metrics and multiplied these values by populations to approximate population equivalents with UHC effective coverage.

To assess UHC effective coverage trajectories and their contributions towards meeting the UHC 1 billion target, we first projected country-level UHC effective coverage index estimates through to 2023. These projections were based on stochastic frontier meta-regression modelled relationships between UHC effective coverage index and total health spending per capita; a related method has been used previously by GBD^{26,59} and is described further in the appendix 1 (pp 60–61). Taking UHC effective coverage index as a fraction, we multiplied these values by country-level GBD-based population forecasts through to 2023.⁶⁰ Last, we aggregated these estimates globally and by GBD super-region, and calculated additional population equivalents with UHC effective coverage from 2018 (the GPW13 baseline) to 2023.

Uncertainty analysis

GBD aims to propagate sources of uncertainty through its estimation process,^{34–36} resulting in 1000 draws from the posterior distribution for each measure by location, age, sex, and year. We incorporated uncertainty quantified for each effective coverage indicator and associated disease burden based on GBD 2019 estimates, and did scaling, index construction, and UHC effective coverage index projections at the draw-level to reflect uncertainty. We report 95% uncertainty intervals (95% UIs) based on the ordinal 25th and 975th draws for each measure.

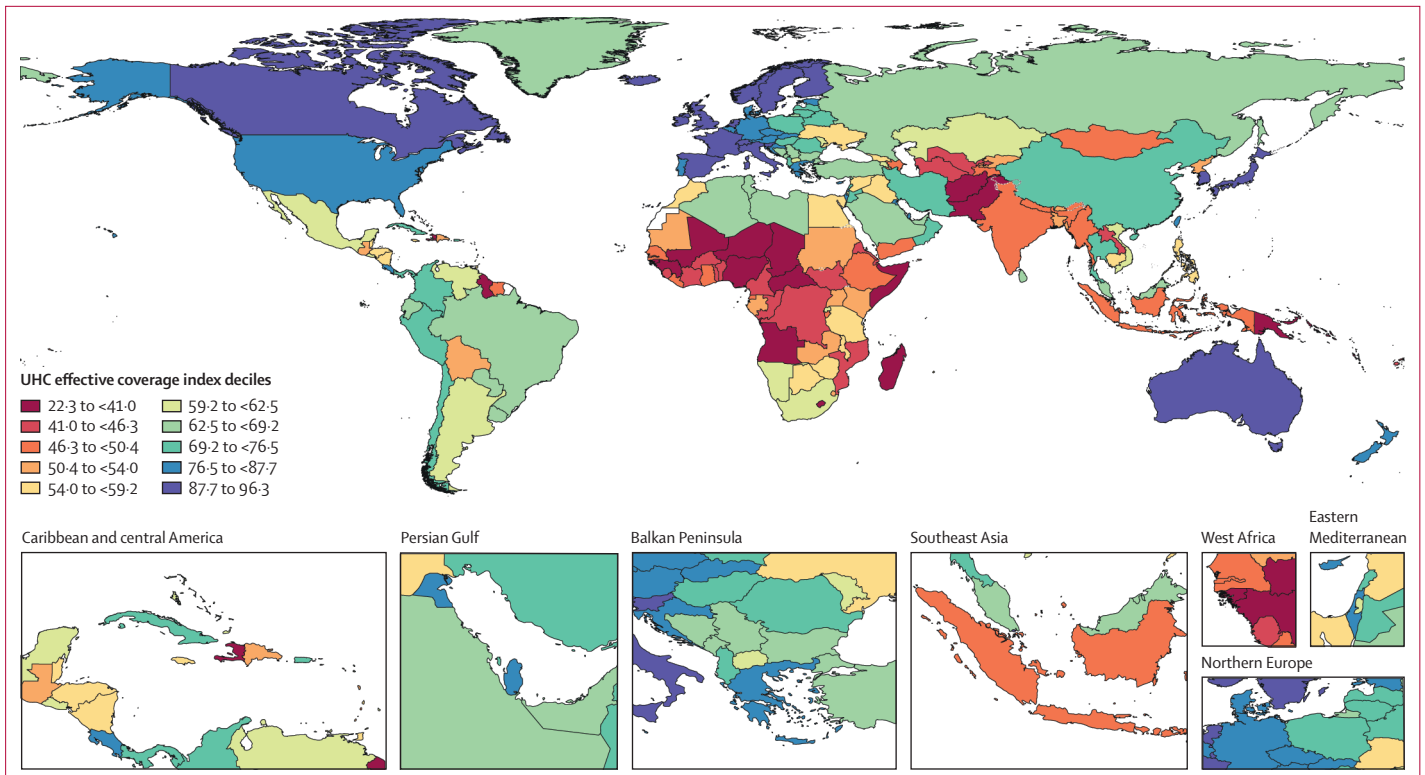


Figure 3: Map of the UHC effective coverage index, by decile, in 2019
Deciles are based on the distribution of UHC effective coverage index values in 2019. UHC=universal health coverage.

Role of the funding source

The funder of the study had no role in study design, data collection, data analysis, data interpretation, or writing of the report. The corresponding author had full access to all the data in the study and had final responsibility for the decision to submit for publication.

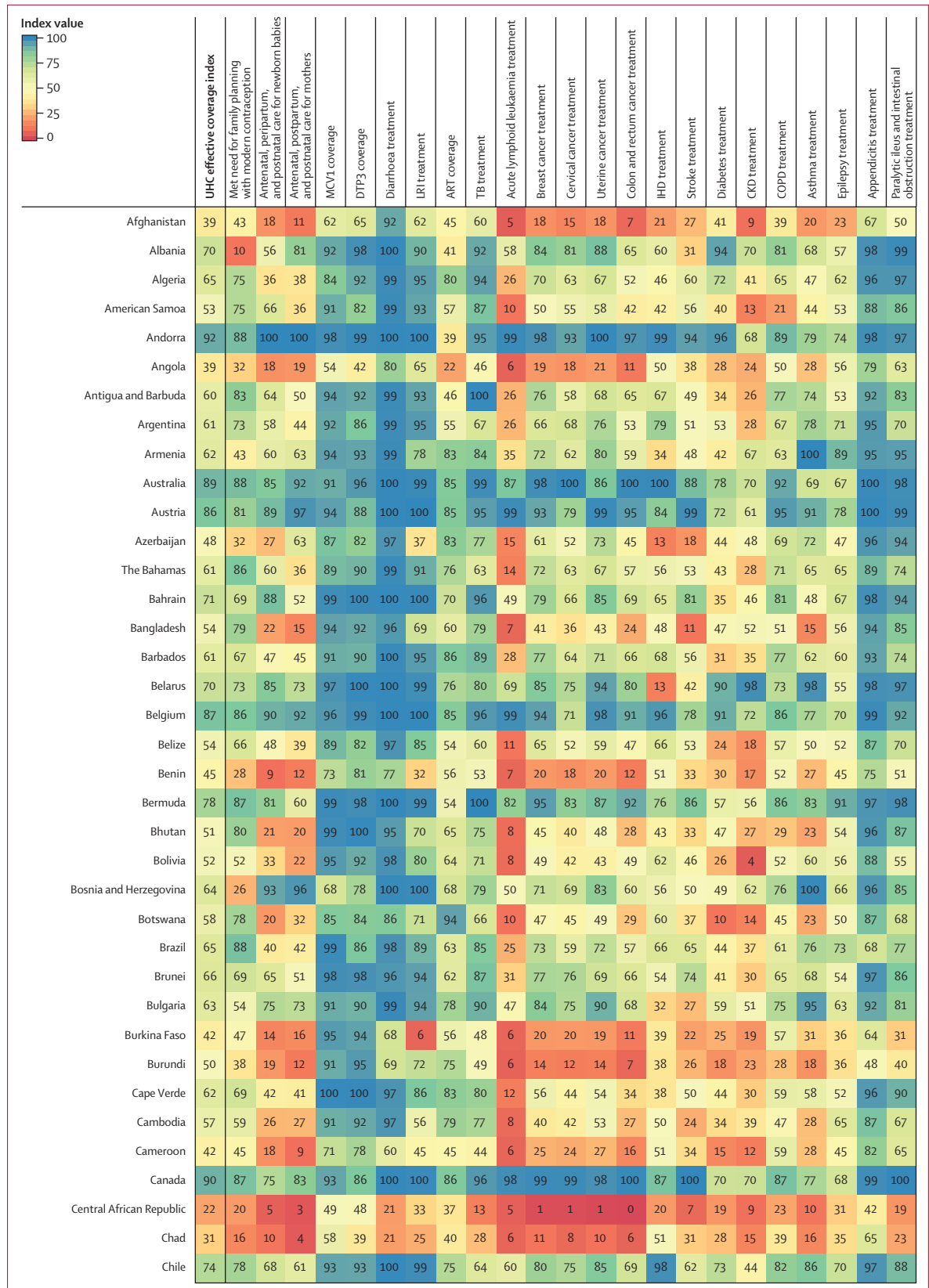
Results

National UHC effective coverage patterns in 2019

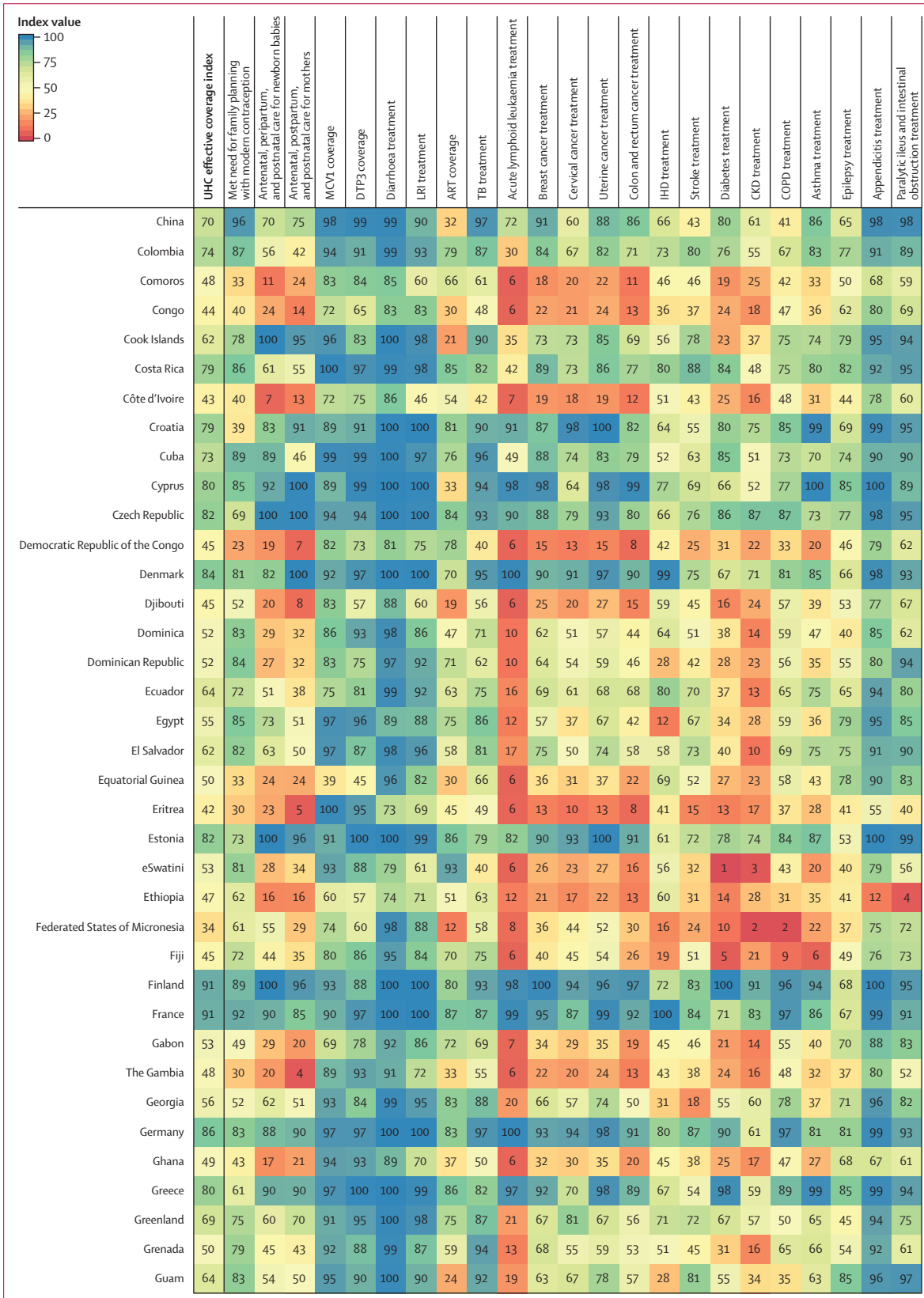
In 2019, UHC effective coverage performance showed some strong geographical patterns (figure 3), but sizeable heterogeneities also emerged. Various European countries, including Iceland, as well as Australia, Canada, Japan, Singapore, and South Korea, comprised the highest decile, followed by a more geographically diverse group in the ninth decile (eg, Costa Rica, Israel, New Zealand, Portugal, and the USA). Sub-Saharan Africa had among the widest range of UHC effective coverage performances in 2019, with two countries ranking in the sixth decile (Rwanda and South Africa) and 11 countries in the first decile; the countries in the first decile were mainly in western or central sub-Saharan Africa, but also spanned the continent (eg, Angola, Lesotho, Madagascar, and Somalia). Outside of sub-Saharan Africa, ten countries, including Afghanistan, Haiti, Pakistan, and Papua New Guinea, were also in the lowest decile in 2019. In east, southeast, and south Asia, countries largely fell between

the eighth (China and Thailand) and second deciles (Laos), with India and Indonesia occupying the third decile. Within Latin America, various countries scored in the eighth or seventh deciles (eg, Chile, Colombia, Peru, and Brazil) but others saw UHC effective coverage index values within the fourth to fifth deciles (eg, Bolivia, Guatemala, and Nicaragua).

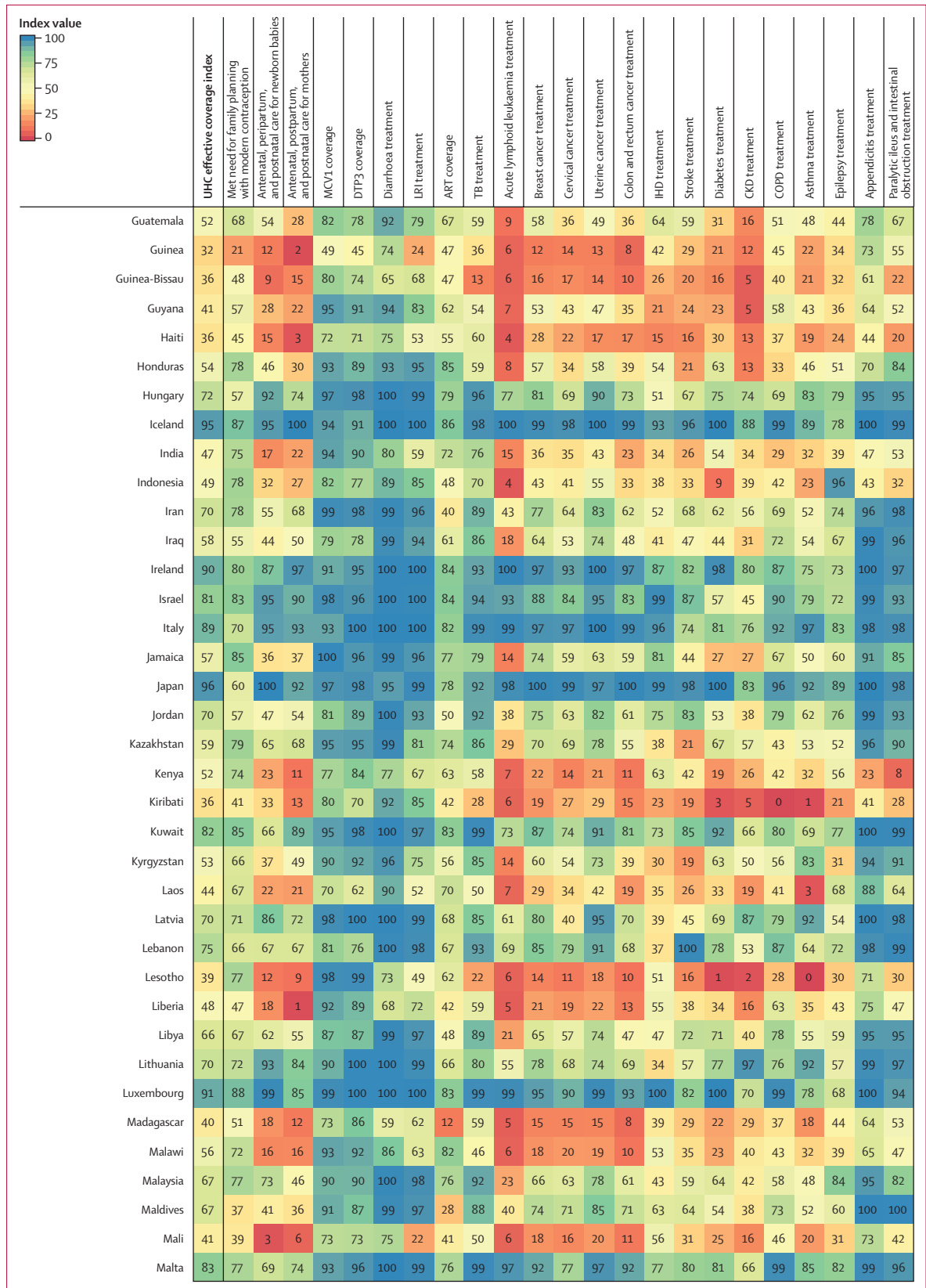
Performance on the overall UHC effective coverage index often corresponded with levels achieved across individual effective coverage indicators (figure 4); for instance, countries with effective coverage index values of 85 or higher generally had the vast majority of effective coverage indicators exceeding 80. Although high-performing locations usually had lower values for at least some subsets of indicators (eg, met need for family planning or antiretroviral therapy coverage), such indicators often represented areas of lower potential health gains—especially relative to effective coverage indicators proxying health services or interventions for conditions with higher potential health gains in these countries (eg, cardiovascular diseases, cancers, and diabetes). Countries and territories with fairly low overall UHC effective coverage index performance in 2019 (ie, <40) scored similarly low across most effective coverage indicators, although vaccine coverage and proxies for lower respiratory infection and diarrhoea treatment were among the main exceptions.



(Figure 4 continues on next page)



(Figure 4 continues on next page)



(Figure 4 continues on next page)

	UHC effective coverage index	Met need for family planning with modern contraception	Antenatal, peripartum, and postnatal care for newborn babies	Antenatal, postpartum, and postnatal care for mothers	MCV1 coverage	DTP3 coverage	Diarrhoea treatment	LRI treatment	ART coverage	TB treatment	Acute lymphoid leukaemia treatment	Breast cancer treatment	Cervical cancer treatment	Uterine cancer treatment	Colon and rectum cancer treatment	IHD treatment	Stroke treatment	Diabetes treatment	CKD treatment	COPD treatment	Asthma treatment	Epilepsy treatment	Appendicitis treatment	Paralytic ileus and intestinal obstruction treatment
Marshall Islands	44	86	46	27	88	64	98	82	37	73	7	29	37	43	18	11	30	35	8	4	16	35	68	67
Mauritania	53	29	18	3	80	69	82	73	79	69	6	31	27	33	20	74	55	19	24	63	52	62	85	68
Mauritius	56	75	52	46	85	85	99	96	80	85	24	69	60	72	63	53	62	21	11	70	34	57	99	98
Mexico	61	77	53	46	87	74	98	91	76	76	20	78	52	77	62	64	81	33	16	60	71	73	74	80
Moldova	62	60	48	66	87	92	99	83	69	88	29	71	62	84	62	24	35	84	85	71	100	48	97	93
Monaco	91	89	100	100	88	100	100	100	38	80	100	97	98	100	97	83	82	100	83	100	89	91	99	93
Mongolia	48	67	44	47	92	96	97	71	45	75	9	50	41	67	34	30	0	55	39	47	64	47	76	54
Montenegro	66	45	85	85	60	87	100	99	85	88	72	80	80	89	71	57	18	72	57	88	100	86	99	90
Morocco	58	73	42	34	91	96	95	91	77	79	12	54	40	57	32	16	53	58	34	57	40	69	94	92
Mozambique	44	47	14	19	97	95	84	50	50	24	5	16	15	15	8	51	27	14	19	48	30	42	56	17
Myanmar	47	78	20	25	84	73	93	48	71	76	8	36	42	52	25	48	3	23	33	41	4	58	94	85
Namibia	62	82	27	28	100	91	90	80	94	64	7	39	33	41	25	59	34	15	25	39	19	52	87	61
Nauru	42	53	44	28	100	99	98	75	18	73	9	51	58	66	43	9	13	8	5	25	22	40	78	82
Nepal	47	62	24	12	95	86	94	56	66	71	7	32	32	36	22	49	11	59	25	9	21	29	92	78
Netherlands	90	83	84	93	93	95	100	100	80	94	100	97	93	99	97	99	82	81	77	87	90	75	98	94
New Zealand	83	83	80	76	90	95	100	100	79	100	92	99	85	89	98	83	76	72	62	83	57	64	99	99
Nicaragua	57	87	58	49	100	100	97	90	33	82	19	77	52	69	59	56	62	42	6	53	68	67	90	89
Niger	35	43	16	9	64	60	42	26	58	46	7	14	12	14	6	41	28	18	22	42	22	33	69	28
Nigeria	38	39	6	15	61	54	41	1	50	65	14	28	24	29	18	49	43	19	30	58	46	50	58	44
Niue	49	77	50	41	98	82	99	82	21	88	22	66	58	80	54	21	47	27	21	53	38	60	89	91
North Korea	53	86	52	45	99	100	98	89	30	86	12	53	55	71	48	41	24	57	45	30	56	39	95	88
North Macedonia	61	19	61	85	85	87	100	98	83	86	53	79	60	88	62	49	20	52	60	66	95	72	99	82
Northern Mariana Islands	60	78	71	37	97	93	99	93	51	95	33	71	71	83	66	38	54	40	15	19	64	73	97	91
Norway	94	86	99	100	97	97	100	100	73	95	99	96	94	98	96	97	100	97	82	93	95	75	100	99
Oman	71	46	63	62	88	89	100	97	49	96	50	79	68	83	69	41	62	43	67	54	89	95	99	99
Pakistan	39	52	2	15	75	80	79	50	41	71	10	27	29	35	18	34	22	33	10	25	17	47	36	51
Palau	45	67	59	33	89	81	99	80	20	87	22	66	68	73	60	19	49	24	8	34	51	69	89	95
Palestine	61	66	59	64	99	99	100	98	1	84	20	65	52	74	49	47	51	40	38	65	66	48	96	94
Panama	71	76	58	39	94	82	96	92	71	73	31	83	67	81	67	82	74	56	41	73	61	74	94	91
Papua New Guinea	38	40	26	16	54	40	86	36	51	62	6	23	30	29	18	30	29	19	42	7	8	40	73	80
Paraguay	63	80	58	34	97	92	98	94	55	76	13	69	56	69	50	68	63	29	17	65	79	66	85	84
Peru	76	65	50	38	87	84	98	91	70	88	20	72	69	74	90	93	79	52	42	93	78	83	95	81
Philippines	55	57	41	39	84	81	95	79	13	86	3	43	48	60	33	37	42	22	16	52	21	83	61	66
Poland	73	47	89	95	92	95	100	99	87	93	75	73	32	91	51	67	57	77	80	84	99	64	97	89
Portugal	84	80	97	86	100	98	100	100	86	80	96	94	95	98	88	98	60	81	48	84	100	61	97	95
Puerto Rico	76	88	65	63	91	88	100	98	67	71	68	94	84	86	88	80	97	48	37	76	76	77	98	95
Qatar	80	71	69	59	99	93	100	99	67	97	72	85	69	91	78	75	97	49	58	97	60	95	100	97

(Figure 4 continues on next page)

		Index value																						
	UHC effective coverage index	Met need for family planning with modern contraception	Antenatal, peripartum, and postnatal care for newborn babies	Antenatal, postpartum, and postnatal care for mothers	MCV1 coverage	DTP3 coverage	Diarrhoea treatment	LRI treatment	ART coverage	TB treatment	Acute lymphoid leukaemia treatment	Breast cancer treatment	Cervical cancer treatment	Uterine cancer treatment	Colon and rectum cancer treatment	IHD treatment	Stroke treatment	Diabetes treatment	CKD treatment	COPD treatment	Asthma treatment	Epilepsy treatment	Appendicitis treatment	Paralytic ileus and intestinal obstruction treatment
Romania	70	51	73	70	87	85	100	89	86	84	58	77	69	87	70	47	38	79	70	71	100	71	97	88
Russia	69	62	78	73	100	100	100	95	60	90	59	84	78	98	66	28	32	66	92	69	78	87	96	91
Rwanda	59	57	24	15	96	97	86	73	96	56	6	24	23	25	15	61	30	16	27	38	39	44	72	66
Saint Kitts and Nevis	53	83	44	28	95	94	98	91	27	86	31	79	57	74	68	55	35	38	13	73	65	57	90	74
Saint Lucia	59	68	40	36	88	87	99	94	68	67	18	71	58	68	55	79	49	41	25	59	48	47	89	81
Saint Vincent and the Grenadines	49	82	45	37	98	93	98	92	36	70	11	64	52	53	45	46	46	28	21	64	57	46	89	76
Samoa	50	42	58	55	66	59	99	90	37	76	24	46	54	61	35	28	41	28	18	6	31	52	85	84
San Marino	93	88	86	99	87	89	100	100	37	92	100	95	95	99	94	99	81	98	89	100	95	95	98	94
São Tomé and Príncipe	55	58	39	27	94	94	98	77	82	70	7	36	34	35	20	39	52	56	6	48	30	54	89	79
Saudi Arabia	64	50	84	44	99	97	100	100	23	82	47	80	69	86	66	48	62	70	26	67	55	67	98	95
Senegal	50	53	17	6	86	93	84	70	59	55	6	22	18	22	13	51	42	35	15	50	27	45	79	50
Serbia	63	38	86	78	90	86	100	99	82	85	63	76	75	89	68	53	36	61	54	81	73	71	97	79
Seychelles	62	80	53	45	90	89	99	92	63	85	17	62	62	76	55	51	66	62	26	62	45	87	92	80
Sierra Leone	42	49	13	1	87	86	84	20	33	62	6	19	18	20	11	39	40	15	20	49	25	39	76	49
Singapore	92	77	100	98	95	93	99	99	75	100	94	99	93	89	99	77	100	100	76	95	79	94	100	100
Slovakia	78	71	85	89	94	95	100	98	88	91	78	85	91	90	86	50	66	78	73	84	85	68	98	88
Slovenia	90	65	100	84	90	92	100	100	85	95	96	86	98	95	85	97	76	89	94	94	99	85	100	97
Solomon Islands	39	80	40	13	98	86	94	76	37	54	6	35	44	49	27	1	3	6	22	0	20	24	74	78
Somalia	24	3	14	7	57	31	65	29	12	14	5	2	1	1	1	42	19	14	14	23	16	22	47	36
South Africa	60	81	20	28	79	63	71	80	81	64	17	42	45	44	26	79	59	21	22	53	48	59	72	71
South Korea	89	78	100	78	97	97	99	100	43	96	96	99	99	92	99	100	88	66	70	95	99	76	99	96
South Sudan	42	6	9	20	56	61	71	32	31	43	6	9	5	7	4	63	52	22	26	45	32	55	60	53
Spain	90	80	98	95	93	100	100	87	93	99	96	99	99	98	99	82	93	54	82	82	84	99	95	
Sri Lanka	66	66	68	52	92	98	100	97	74	90	35	72	69	83	68	46	64	41	47	70	36	68	99	99
Sudan	52	31	21	18	84	77	90	87	13	77	9	46	40	47	29	32	49	68	33	48	32	41	89	87
Suriname	50	66	28	30	91	99	95	84	76	63	8	59	49	48	43	50	40	45	14	61	50	47	86	39
Sweden	90	83	99	99	98	98	100	100	82	98	100	98	85	99	92	87	93	83	83	100	87	72	100	100
Switzerland	93	87	78	90	95	98	100	100	86	98	100	97	77	99	99	99	93	93	80	99	90	82	99	97
Syria	58	56	52	63	76	68	99	95	49	92	20	69	58	78	53	15	53	69	43	66	17	75	96	94
Taiwan (province of China)	79	96	84	75	100	98	100	99	46	99	88	93	89	97	91	90	82	44	55	55	89	73	99	97
Tajikistan	48	53	30	60	100	93	87	45	74	65	8	46	36	61	25	13	4	34	65	39	95	21	89	79
Tanzania	55	44	16	12	87	91	93	65	75	53	6	23	21	25	14	59	39	15	24	51	41	47	71	59
Thailand	72	89	74	49	92	89	99	95	71	92	34	73	76	84	68	79	65	47	43	68	44	74	96	94
Timor-Leste	46	48	26	23	68	63	94	68	48	55	7	31	34	39	22	37	33	41	30	37	15	72	89	62
Togo	43	40	14	16	84	86	51	62	62	51	6	24	23	24	14	40	38	18	17	52	34	43	77	47
Tokelau	53	69	78	40	92	84	99	94	20	79	11	52	58	69	39	32	43	23	21	51	44	56	88	85
Tonga	52	52	57	35	68	68	100	91	37	76	6	44	39	60	37	52	61	19	23	21	46	59	83	73

(Figure 4 continues on next page)

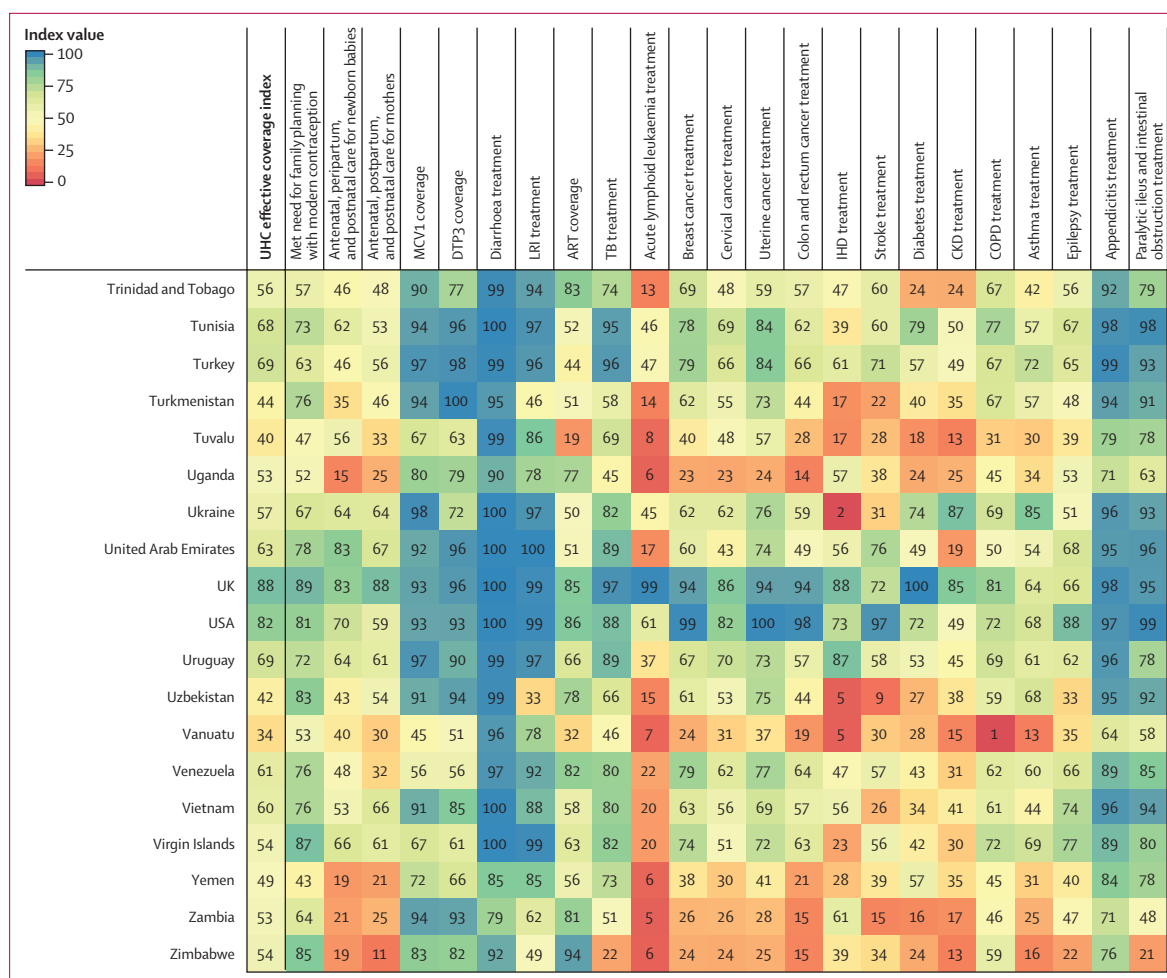


Figure 4: Performance on the UHC effective coverage index and 23 effective coverage indicators, by location, in 2019

Locations are reported in alphabetical order. The UHC effective coverage index and individual effective coverage indicators are reported on a scale of 0–100. Four indicators (met need for family planning, MCV1 coverage, DTP3 coverage, and ART coverage) are based on intervention coverage, whereas the remaining effective coverage indicators use measures such as mortality-to-incidence ratios to approximate access to quality care; inputs and measurement approaches for each indicator and index are further described in appendix 1 (pp 30–32). ART=antiretroviral therapy. CKD=chronic kidney disease. COPD=chronic obstructive pulmonary disease. DTP3=diphtheria, tetanus, pertussis vaccine, 3 doses. IHD=ischaemic heart disease. LRI=lower respiratory infection. MCV1=measles-containing vaccine, 1 dose. TB=tuberculosis. UHC=universal health coverage.

Many countries with middle-range performance on UHC effective coverage (ie, about 45–70) in 2019 had a mixture of fairly high values on most indicators for communicable diseases and reproductive, neonatal, maternal, and child health but comparatively lower scores on many non-communicable diseases, likely mirroring their variable epidemiological profiles and thus populations’ health needs. For some countries, especially those in sub-Saharan Africa (eg, Namibia, Rwanda, and Kenya), communicable diseases (eg, HIV) and reproductive, neonatal, maternal, and child health still ranked among indicators with highest potential health gains in 2019, even though non-communicable diseases such as cardiovascular diseases and diabetes are on the rise.³⁵ With their fairly high levels of coverage or services proxied by effective coverage indicators for communicable diseases and for reproductive, neonatal,

maternal, and child health, several of these countries had higher UHC effective coverage index performance under a health gains weighting approach than under the assumption that each effective coverage indicator could deliver equal health gains to populations across different settings (figure 2). By contrast, in many other countries—especially those in Latin America, central and eastern Europe, and Oceania—non-communicable diseases accounted for a greater proportion of potential health gains by 2019; consequently, these countries’ relatively poor performances on several effective coverage indicators proxying non-communicable disease services underpinned lower overall UHC effective coverage index values. High levels of vaccine coverage and performance on effective coverage indicators such as maternal care still contributed to UHC effective coverage performance for such countries; however, these health areas generally

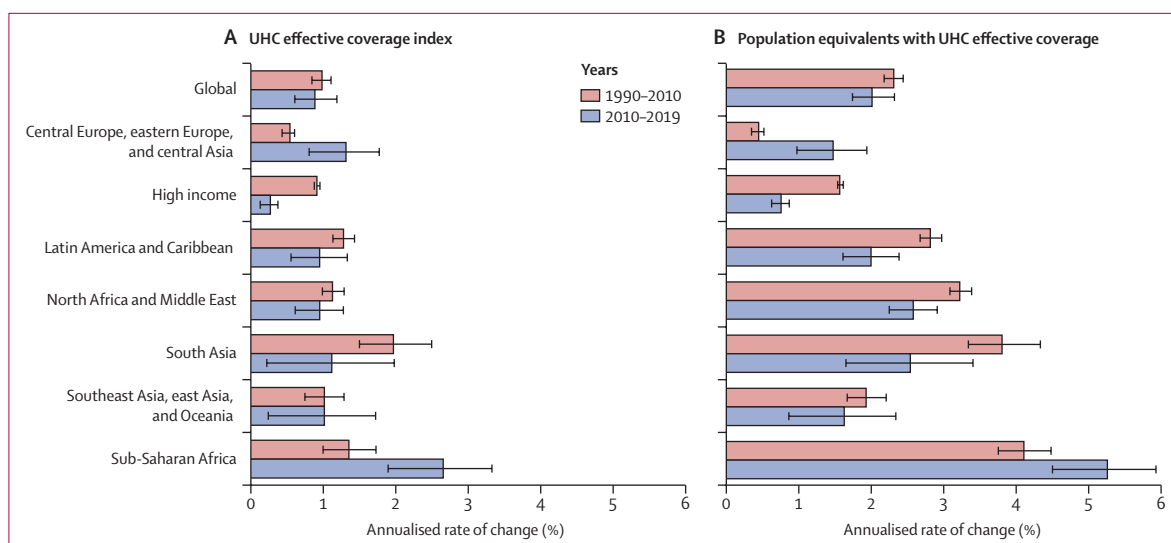


Figure 5: Annualised rate of change in the UHC effective coverage index (A) and population equivalents with UHC effective coverage (B), globally and by GBD super-region, 1990–2010 and 2010–2019

Values reflect the average annualised rate of change on the UHC effective coverage index and population equivalents with UHC effective coverage between each time period. Population equivalents are based on taking the UHC effective coverage index as a fraction and multiplying these values by the total population for a given location-year to approximate populations covered with UHC effective coverage. UHC=universal health coverage. GBD=Global Burden of Diseases, Injuries, and Risk Factors Study.

represented a smaller fraction of population-level health gains than many non-communicable diseases in these settings. Health gain weights, by country and territory, for each effective coverage indicator are available in the appendix 2 (pp 11–13) and via online data tools.

Pace of progress on UHC effective coverage

Since 1990, UHC effective coverage performance improved, albeit at variable rates of progress over time and across GBD super-regions (figure 5). The global average increased from 45.8 (95% UI 44.2–47.5) in 1990 to 60.3 (58.7–61.9) in 2019, while the absolute range in performance essentially remained the same (ie, 73.0-point difference in 1990 vs 74.0-point difference in 2019). By 2019, the UHC effective coverage index spanned from 95 or higher in Japan (96.3 [95.0–97.4]) and Iceland (95.3 [93.6–96.8]) to lower than 25 in the Central African Republic (22.3 [16.3–29.3]) and Somalia (23.9 [17.1–31.1]; appendix 2 pp 14–20). Globally, the pace of progress on UHC effective coverage was somewhat slower, albeit not significantly, from 2010 to 2019 (0.9% [0.6–1.2] annualised increase) than from 1990 to 2010 (1.0% [0.8–1.1] annualised increase). Similarly, at the global level, annualised rates of change for population equivalents with effective coverage were slightly lower from 2010 to 2019 (2.0% [1.7–2.3]) than from 1990 to 2010 (2.3% [2.2–2.4]), although this difference was not significant. However, some of these patterns diverged by GBD super-region (figure 5), as well as at the country level (appendix 2, pp 14–20). For instance, in sub-Saharan Africa, UHC effective coverage index performance improved at an average of 2.6% (1.9–3.3) per year

from 2010 to 2019, surpassing its annualised rate of change from 1990 to 2010 (1.3% [1.0–1.7] average increase per year). Central Europe, eastern Europe, and central Asia also had significantly faster progress from 2010 to 2019 (1.4% [0.8–1.8] average annual increase) than from 1990 to 2010 (0.5% [0.4–0.6] annual increase).

Relationship between health expenditure and UHC effective coverage

Country-level performance on UHC effective coverage widely varied across different levels of pooled health spending per capita (figure 6), highlighting how increased health spending is necessary but insufficient on its own to improve UHC effective coverage. Overall, the UHC effective coverage index was associated with pooled health spending per capita ($r=0.79$), but this relationship was varied at different levels of spending. Up to about \$2500 (US\$, adjusted for purchasing power parity) in pooled health spending per capita, increasingly higher expenditures generally paralleled higher performance on UHC effective coverage index; beyond that, higher expenditures did not correspond as consistently with further improvements in UHC effective coverage performance.

The UHC effective coverage frontier charts the highest UHC effective coverage performances, as achieved by countries in 2019, across different levels of pooled health spending per capita (figure 6); in other words, this frontier represents the relative efficiency—or inefficiency—with which countries could translate their health spending into improved UHC effective coverage. Countries including South Korea, Cyprus, Costa Rica, Peru, and

Rwanda were among those setting this performance frontier at their corresponding levels of pooled health expenditure per capita. Conversely, countries across the sociodemographic spectrum (ie, Central African Republic, Lesotho, Turkmenistan, Saudi Arabia, and the USA) showed large gaps between their estimated UHC effective coverage index performances in 2019 and what could have been achievable on the UHC effective coverage frontier given these countries' levels of pooled health spending. To reach a UHC effective coverage index of at least 80, under maximum efficiency, countries would need to reach US\$1398 in pooled health spending per capita (per year). Equivalent analyses and figures for total health expenditure per capita (ie, pooled health spending plus out-of-pocket spending) and pooled domestic health expenditure per capita (ie, pooled health spending minus development assistance for health) are provided in appendix 2 (pp 6–7).

Counting population equivalents with effective coverage for the UHC billion target

Based on current projections, an estimated 5.0 billion (95% UI 4.8–5.1) population equivalents would have UHC effective coverage in 2023 (table 3). This would translate to 388.9 million (358.6–421.3) more population equivalents with UHC effective coverage over the five-year GPW13 evaluation period (2019–23, with 2018 as the baseline), or the equivalent of adding an average of 77.8 million (71.7–84.3) population equivalents per year during this time. From 2018 to 2023, sub-Saharan Africa was estimated to contribute the most additional population equivalents with UHC effective coverage (ie, 94.5 million [83.6–104.8]). By 2023, an estimated 3.1 billion (3.0–3.2) population equivalents would not have UHC effective coverage, with nearly a third residing in south Asia (ie, an estimated 968.1 million [903.5–1040.3]).

Discussion

Summary of the main findings

The present study offers a new approach to monitoring progress on UHC service coverage: measuring country-level effective coverage and thus better representing how well health systems are delivering health gains relative to their populations' health needs. Amid global advances on the UHC effective coverage index since 1990, our findings show a gap of more than 70 points between locations with the highest and lowest levels of UHC effective coverage remained in 2019. Particularly among low-middle to middle-SDI countries, performance of effective coverage indicators for non-communicable diseases was far lower than levels reached for several communicable diseases and maternal and child health indicators—a pattern suggesting that many countries' health systems and financing priorities are not moving as quickly as their epidemiological and demographic transitions. Higher pooled health spending per capita generally corresponded with higher UHC effective

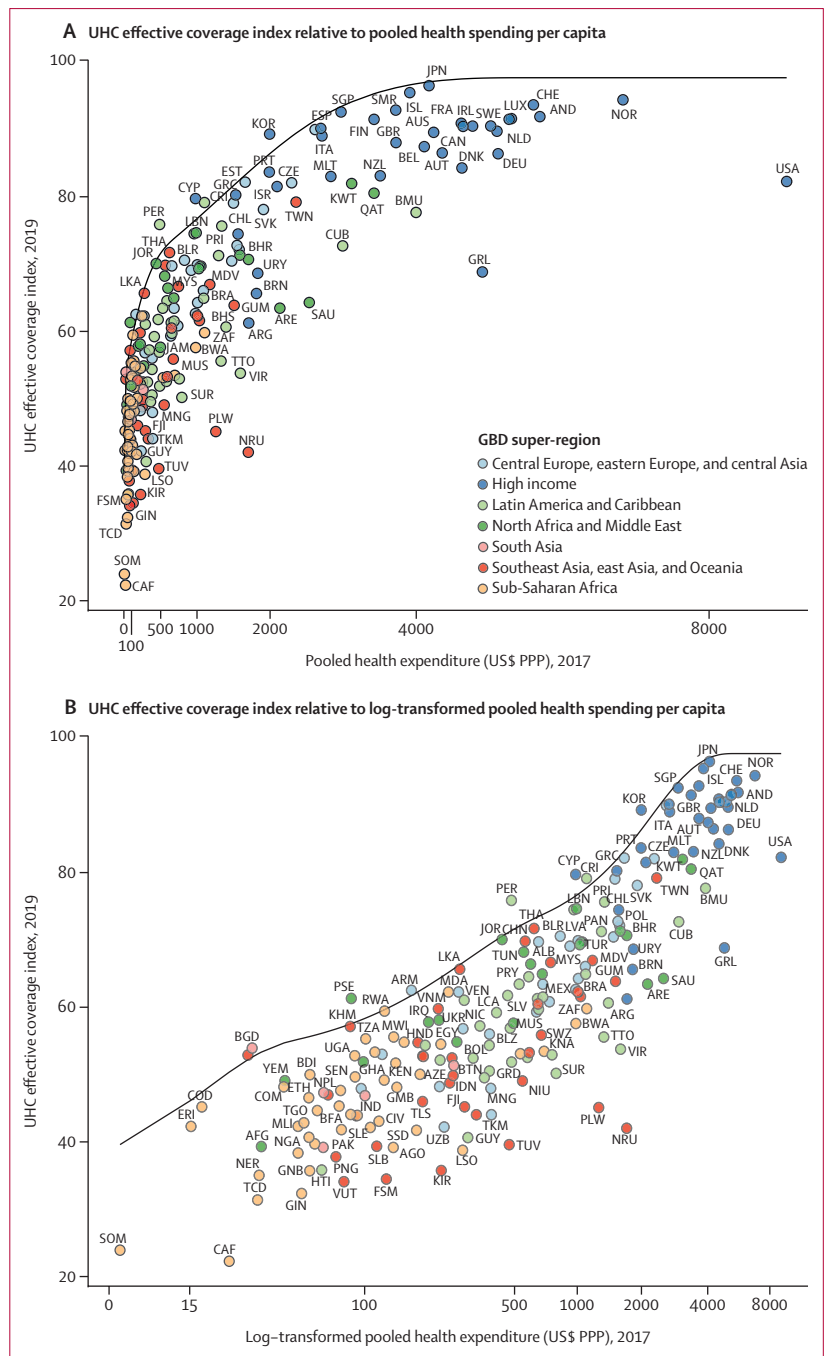


Figure 6: UHC effective coverage index frontier relative to pooled health spending per capita (A) and log-transformed pooled health spending per capita (B)
 Pooled health spending per capita includes government health expenditures, prepaid private expenditures, and development assistance for health. All health spending estimates are for 2017 measured in 2019 PPP-adjusted US\$ adjusted for inflation. The black line represents the frontier values estimated for UHC effective coverage in 2019 relative to spending per capita in 2017. Locations are colour-coded by GBD super-region, with a subset abbreviated according to their ISO3 codes. ISO3 codes and corresponding location names are listed in appendix 1 (pp 64–68). UHC=universal health coverage. GBD=Global Burden of Diseases, Injuries, and Risk Factors Study. PPP=purchasing-power parity.

	UHC effective coverage index (95% UIs)		Population equivalents with UHC effective coverage (95% UI)*		
	2018	2023	Added from 2018–23	Covered in 2023	Not covered in 2023
Global	59.8 (58.3 to 61.3)	61.7 (60.1 to 63.3)	388.9 (358.6 to 421.3)	5.0 billion (4.8 to 5.1)	3.1 billion (3.0 to 3.2)
Central Europe, eastern Europe, and central Asia	63.2 (61.0 to 65.5)	65.2 (62.7 to 67.6)	9.1 (7.5 to 10.9)	273.0 (262.5 to 282.8)	145.5 (135.7 to 156.1)
High income	85.8 (84.3 to 87.1)	87.1 (85.5 to 88.5)	31.6 (28.8 to 34.3)	958.3 (940.7 to 972.8)	141.5 (127.0 to 159.1)
Latin America and Caribbean	63.2 (61.1 to 65.1)	65.6 (63.3 to 67.8)	33.6 (30.8 to 36.5)	398.5 (384.7 to 412.0)	209.0 (195.6 to 222.8)
North Africa and Middle East	60.0 (57.9 to 61.9)	61.9 (59.6 to 64.0)	43.0 (39.8 to 45.9)	402.3 (387.6 to 416.1)	247.8 (233.9 to 262.5)
South Asia	46.0 (42.6 to 49.2)	48.4 (44.6 to 51.9)	88.9 (73.5 to 102.8)	909.4 (837.2 to 974.0)	968.1 (903.5 to 1040.3)
Southeast Asia, east Asia, and Oceania	64.2 (60.7 to 67.6)	66.9 (63.0 to 70.5)	88.2 (74.4 to 102.8)	1.5 billion (1.4 to 1.5)	726.3 (647.9 to 811.6)
Sub-Saharan Africa	43.9 (41.4 to 46.5)	46.2 (43.3 to 49.1)	94.5 (83.6 to 104.8)	555.6 (521.1 to 590.1)	647.1 (612.7 to 681.7)

Population equivalents based on taking the UHC effective coverage index as a fraction and multiplying these values by total population for a given location-year to approximate populations covered with UHC effective coverage. UHC=universal health coverage. GBD=Global Burden of Diseases, Injuries, and Risk Factors Study. 95% UI=95% uncertainty interval. *Reported in millions unless otherwise indicated.

Table 3: Projected UHC effective coverage performance in 2023 and additional population equivalents with UHC effective coverage from 2018 to 2023, globally and by GBD super-region

coverage. Nonetheless, country-level performance varied widely and many countries fell well below levels achieved by other countries with similar amounts of health expenditures, emphasising the importance of increasing both health-system efficiencies and funding for UHC. To achieve at least 80 on the UHC effective coverage index, countries would need to reach \$1398 pooled spending per capita—and do so under maximum efficiency. An estimated 388.9 million more population equivalents would have UHC effective coverage between 2018 and 2023, falling well short of the GPW13 target of 1 billion more people benefiting from UHC during this time. Genuinely advancing toward UHC requires prioritising—and thus monitoring—effective coverage and health systems’ capacities for improving outcomes for all people throughout the world.

Past progress, current challenges, and accelerating future gains on UHC effective coverage

By 2019, UHC effective coverage improved substantially for many countries, and for some countries the pace of progress has accelerated since 2010. This was particularly evident in sub-Saharan Africa; this GBD super-region nearly doubled its average annual improvements from 2010 to 2019 compared to 1990–2010. Such gains could be related to heightened funding—and thus prioritisation—for HIV, vaccines and childhood infectious diseases, and maternal health during the Millennium Development Goal (MDG) era.^{61,62} As further illustrated by the UHC effective coverage frontier, up to about \$2500 per capita, rising levels of UHC effective coverage index generally paralleled pooled health spending; this trend highlights the important role of increasing funding for UHC to jumpstart progress, particularly for countries that still have very low UHC effective coverage in 2019. Yet even at the frontier, reaching better UHC effective coverage performance requires much higher pooled health spending per year: an estimated \$1398 per capita to reach

80, and then \$2538 per capita to reach 90 and \$3424 per capita to reach 95. At present, the only countries achieving 90 or higher on the UHC effective coverage index and such levels of pooled health spending per capita are within the high-income GBD super-region. Substantially increasing total health spending could be one avenue for elevating UHC effective coverage performance; however, many countries still have high out-of-pocket spending relative to their total spending,^{56,61} which is strongly related to household catastrophic health expenditures and directly counter to improving financial risk protection within UHC. Focusing on domestic health spending while also elevating efficiency could be another viable route; our results show that many countries would theoretically achieve much higher UHC effective coverage if they could better translate current amounts of pooled spending per capita into improved performance. How to best address such inefficiencies will markedly vary across contexts, and will require accounting for country-level differences in health-system orientations and structures, political stability and governance systems, and distribution of health resources among populations. Further examination of approaches used by countries near or at the UHC effective coverage frontier relative to their pooled health spending (eg, Rwanda, Peru, South Korea, and Costa Rica) might help identify tractable policy pathways to improved efficiency.

Poor performance on various non-communicable diseases has severely hindered progress on UHC effective coverage in many countries—a trend that is likely to only worsen until quality health services for non-communicable diseases are better prioritised by countries and development partners alike. Especially among low-middle SDI to middle-SDI countries, earlier advances on UHC effective coverage were mainly propelled by improving health services focused on communicable diseases, child health, and maternal care. As cardiovascular disease, diabetes, cancers, and other

non-communicable diseases became leading causes of early death and disability, they also emerged as population health needs with the highest potential health gains—that is, where health systems could increasingly deliver the most improved outcomes via effective coverage of interventions and services. Re-orienting countries' health systems towards providing effective health services for non-communicable disease is not trivial, especially if their prior focus (and funding) had a more limited scope for the types of services provided, equipment used, and health workforce training required. However, continued inaction also has likely costs: if health systems remain too focused on health problems of the past, and fail to effectively respond to where the largest potential health gains exist today, it can be increasingly difficult to translate current levels of health spending into improved UHC effective coverage. For instance, only a few high-SDI countries (eg, Japan, Switzerland, and South Korea) averaged non-communicable disease performance equal to or higher than effective coverage indicators focused on communicable diseases and maternal and child health by 2019.⁶³ Unless deliberate efforts are taken now to recalibrate health-system and funding priorities, the ability to alter current trajectories for UHC effective coverage could diminish.

To catalyse faster gains in the SDG era, WHO's GPW13 set forth its bold billion targets,⁶ with the UHC target calling for 1 billion more people benefiting from UHC by 2023, relative to 2018. Current projections have the world falling well short of this ambition, with an estimated 388·9 million (358·6–421·3) more population equivalents having UHC effective coverage by 2023. Even these estimates are likely to be optimistic, as they do not account for trends in financial risk protection—the other key dimension of UHC—nor do they explicitly account for populations' needs for multiple health services. Nonetheless, this initial assessment offers important considerations for the remaining years of GPW13 and then through to 2030. With more than 3 billion population equivalents estimated to lack UHC effective coverage in 2023, targeting populous regions or countries that currently have low UHC effective coverage and investing in service expansion could be one option to accelerating future progress. For instance, south Asia, in combination with southeast Asia, east Asia, and Oceania, was estimated to have nearly 1·7 billion population equivalents without UHC effective coverage in 2023. However, on the basis of current levels of health spending, many countries in these regions already fell below their potential UHC effective coverage performance in 2019. For most countries, heightened health spending alone is unlikely to deliver on ambitious UHC targets; rather, a combination of improving alignment of health systems with population health needs and bolstering efficiencies is likely to chart faster and perhaps more sustained gains.

Current challenges and future directions for measuring UHC effective coverage

Our measurement framework is grounded in the construct of effective coverage at the health-system level,¹⁶ aiming to represent a country's ability to improve health outcomes in accordance with the health needs and disease burden of its population. From this perspective, effective coverage should capture the fraction of potential population-level health gains actually delivered by the health system, relative to what the health system could have provided at maximum performance of current interventions or services. As such, we used health gain weights to construct the overall UHC effective coverage index and to more heavily weight effective coverage indicators for which a given country's health could produce greater health gains through available interventions. By contrast, the unweighted average of effective coverage indicators implies equal potential health gains irrespective of a country's epidemiological profile or effectiveness of the associated interventions or services, or a combination of both. Equally weighting interventions and their potential for improving health is directly counter to the reality of UHC programmes, which are subject to each country's unique health-system structures, political demands, and health priorities. To capture what can—or should—be achievable through health systems' provision of effective services, we believe the health gains weighting approach can better track country-led UHC investments and policy implementation. Going forward, assessments of UHC effective coverage should strive to apply this method beyond the national level, aiming to capture inequalities in potential health gains not only by location but also within population-age groups, by sex, and across other important sociodemographic dimensions (eg, race/ethnicity and migrant status).

Routinely measuring UHC effective coverage requires the existence and maintenance of several functional data systems. Many, if not most, indicators or data systems, or both, that are needed to measure effective coverage indicators are already encompassed within the health-related SDGs, which UN member states have committed to monitoring. These include functional vital registration systems that accurately record causes of death; periodic household surveys that include biomarker data and information on intervention coverage; and disease incidence registries based on administrative systems and notifications for specific causes (eg, cancers and kidney disease).⁶⁴ Deliberate investments by national governments, as well as international agencies where appropriate, are important for strengthening these data systems and identifying how they can be used together to monitor trends in effective coverage.

The UHC effective coverage index and corresponding UHC effective coverage measurement framework represent important steps towards capturing a range of needed health services across the life course; nonetheless, as underscored by its multi-year development process

(appendix 1 pp 6–21), considerable gaps persist between the breadth of the original candidate effective coverage indicators and those used in the present analysis. Minimal data on rehabilitative services and palliation across countries and over time hindered their direct inclusion or the use of suitable proxy effective coverage indicators. Recent steps by WHO (ie, publishing its first world report on vision⁶⁵ and upcoming report on hearing,⁶⁶ and its GPW13 indicator on oral morphine availability⁶⁷) suggest that data collection for these areas could be increasingly prioritised. A similar paucity of routinely collected data on mental health services and substance use disorder interventions precluded their use in the current UHC effective coverage index. In the future, triangulation of data sources including administrative records, health facility records, and community-based surveys might inform such measurements.⁶⁷ Effective coverage indicators on emergency services and trauma care were also considered but ultimately excluded because of data limitations and ongoing methodological challenges (ie, appropriately isolating improvements in effective health services from advances in transportation safety).

For non-communicable diseases, we relied on outcome-based effective coverage indicators, preferring to approximate access to quality non-communicable disease care through measures such as MIRs rather than assuming that risk exposure, screening rates, or health-system inputs, or a combination of these factors, can appropriately capture effective service provision for non-communicable diseases. Many national data systems already collect data on cause-specific mortality and disease incidence or prevalence, and when analysed together they should reflect variations in access to and quality of health services and serve as good proxy measures amid imperfect data realities for non-communicable disease services. Conversely, using indicators such as non-tobacco use and non-elevated blood pressure^{4,19,21} or inpatient admission rates pushes the world further away from understanding improved outcomes delivered by health systems and effective service provision. If, or when, the quantity and quality of data for measuring health services for non-communicable diseases improve, we would prefer to use more direct measures of effective coverage over outcome-based proxy indicators. For instance, our ideal effective coverage indicator for diabetes treatment would be the proportion of people with diabetes on treatment and meeting specified treatment targets such as glycated haemoglobin lower than 8%. Household surveys such as the WHO STEPwise approach to surveillance (STEPS) are increasingly collecting these data, and time series estimates by location and population-age group could be easily derived if sufficient access to such microdata is possible.

In sum, the indicators included in the present study are not meant to be prescriptive; rather, our primary objective was to establish a robust, comparable measurement framework from which UHC effective coverage

could be assessed across settings and inform efforts to incorporate effective coverage into UHC monitoring. Continuing to advance effective coverage measurement of UHC in the future, especially if the main alternative is adhering to past measures with known drawbacks and narrow operationalisations of health services for all populations, is strongly supported by the broader GBD study and its collaborators.

Limitations

Our study is subject to limitations beyond those already described. First, this analysis draws from GBD 2019 estimates of outcomes, intervention coverage, and SDG indicators,^{34–36} and thus broader GBD 2019 limitations also apply to the present study (eg, availability and quality of vital registration data, model coherence between cause-specific mortality and non-fatal measures, and new modelling approaches for risk factors and related outcomes). In the case of ischaemic heart disease, for example, new data on the interplay of household air pollution, blood pressure, and ischaemic heart disease mortality resulted in implausible risk-standardised death rates for many low-SDI to low-middle SDI countries when we only accounted for joint exposures to metabolic risks considered amenable to health care.^{41,43} We thus included household and outdoor air pollution in risk standardisation and plan to further examine these risk mediation pathways in the future.

Second, health gain weights were based on classifying intervention sets into five effectiveness categories, as informed by published literature provided by Cochrane, the Tufts Cost-Effectiveness Analysis Registry, and DCP3. For some effective coverage indicators, especially treatment of more chronic conditions, distilling a wide range of reported effectiveness on available interventions into a summary assessment was quite difficult. Sensitivity analyses based on shifting each indicator's categorisation up and down one group showed similar overall UHC effective coverage index values (appendix 1 p 35). Formally simulating the range of effectiveness across interventions and incorporating this uncertainty into health gains weighting is an important future avenue for measurement of the UHC effective coverage index.

Third, due to limited data quantity or quality (or both), we could not include several original candidates for effective coverage indicators (appendix 1 pp 12–28), including seven expressly recommended by the GPW13 ERG: HPV vaccination, hepatitis C treatment, effective management of hypertension and diabetes, cataract surgery, refractive error correction, and dental care.³³ As data availability improves alongside methods for estimating these indicators across countries, we plan to test the inclusion of these indicators, and thus some country-level UHC effective coverage index values and rankings might change. Since data are generally more easily available for better-funded interventions and health

areas, it is possible that our current estimates of UHC effective coverage are overly optimistic.

Fourth, we excluded several effective coverage indicators for which high potential health gains could only be achieved in select locations because of local exposures (ie, malaria and neglected tropical diseases) or current introduction status (eg, pneumococcal conjugate vaccine [PCV]). Subsequently, our results might under-estimate UHC effective coverage in some locations (eg, countries with high coverage of effective malaria interventions) or over-estimate performance in others (eg, countries that have a high pneumonia burden but have yet to introduce PCV). Additional methodological testing is needed to better incorporate these locally relevant intervention needs within a global measurement framework.

Fifth, we did not explicitly account for the effects of potential community-level interventions and their contribution to potential health gains (eg, herd immunity garnered from very high coverage of MCV1 or DTP3). Future work should consider whether or how such effects can be incorporated into this measurement framework, particularly given the toll of recent measles outbreaks worldwide.⁶⁸

Sixth, results of our known-groups validity testing might have varied if more or different country-pairs were selected (appendix 1 pp 45–47). Showing performance based on country means and uncertainty underscores the need to further strengthen data collection and overarching measurement for UHC effective coverage at the country level. Furthermore, it stresses the importance of estimating and reporting uncertainty in monitoring UHC, a limitation of current WHO and World Bank service coverage indices.

Seventh, approximating populations with UHC effective coverage by assuming the UHC effective coverage index as a fractional metric and multiplying by population does not account for multimorbidities, nor does it represent the distribution of needed services received within a given population. Measuring UHC effective coverage at increasing granularity (ie, subnational locations and by disaggregated age groups or sex, or both) could help improve our understanding of the distribution of health services within a given population.

Conclusion

This study provides a new measurement framework and metric on UHC effective coverage, supporting country and global stakeholders in their efforts to track improved performance over time. By striving to capture potential health gains delivered by health systems, we hope to better diagnose and address challenges that otherwise impede the ultimate objective of UHC: improving health for all people and leaving no one behind. If current trends hold, the world will fall short of delivering on its UHC ambitions for the GPW13 and SDGs. Although this outcome is not yet inevitable, the window for meaningful action and health-system changes is rapidly narrowing. By focusing on UHC effective coverage and populations'

health needs across the lifespan, we strengthen the evidence base for bringing UHC closer to reality for all.

Contributors

Please see appendix 1 for more detailed information about individual authors' contributions to the research, divided into the following categories: managing the estimation process; writing the first draft of the manuscript; providing data or critical feedback on data sources; developing methods or computational machinery; applying analytical methods to produce estimates; providing critical feedback on methods or results; drafting the work or revising it critically for important intellectual content; extracting, cleaning, or cataloguing data; designing or coding figures and tables; and managing the overall research enterprise.

GBD 2019 Universal Health Coverage Collaborators

Rafael Lozano, Nancy Fullman, John Everett Mumford, Megan Knight, Celine M Barthelemy, Cristiana Abbafati, Hedayat Abbastabar, Foad Abd-Allah, Mohammad Abdollahi, Aidin Abedi, Hassan Abolhassani, Akine Eshete Abosetugn, Lucas Guimarães Abreu, Michael R M Abrigo, Abdulaziz Khalid Abu Haimed, Abdelrahman I Abushouk, Maryam Adabi, Oladimeji M Adebayo, Victor Adekanmbi, Jaimie D Adelson, Olatunji O Adetokunboh, Davoud Adham, Shailesh M Advani, Ashkan Afshin, Gina Agarwal, Pradyumna Agasthi, Seyed Mohammad Kazem Aghamir, Anurag Agrawal, Tauseef Ahmad, Rufus Olusola Akinoyemi, Fares Alahdab, Ziyad Al-Aly, Khurshid Alam, Samuel B Albertson, Yihun Mulugeta Alemu, Robert Kaba Alhassan, Muhammad Ali, Saqib Ali, Vahid Alipour, Syed Mohamed Aljunid, François Alla, Majid Abdulrahman Hamad Almadi, Ali Almasi, Amir Almasi-Hashiani, Nihad A Almasri, Hesham M Al-Mekhlafi, Abdulaziz M Almulhim, Jordi Alonso, Rajaa M Al-Raddadi, Khalid A Altirkawi, Nelson Alvis-Guzman, Nelson J Alvis-Zakzuk, Saeed Amini, Mostafa Amini-Rarani, Fatemeh Amiri, Arianna Maeve L Amit, Dickson A Amugsi, Robert Ancuceanu, Deanna Anderlini, Catalina Liliana Andrei, Sofia Androudi, Fereshah Ansari, Alireza Ansari-Moghaddam, Carl Abelardo T Antonio, Catherine M Antony, Ernoiz Antriyandarti, Davood Anvari, Raziq Anwer, Jalal Arabloo, Morteza Arab-Zozani, Aleksandr Y Aravkin, Olatunde Aremu, Johan Årnlöv, Malke Asaad, Mehran Asadi-Aliabadi, Ali A Asadi-Pooya, Charlie Ashbaugh, Seyyed Shamsadin Athari, Maha Moh'd Wahbi Atout, Marcel Ausloos, Leticia Avila-Burgos, Beatriz Paulina Ayala Quintanilla, Getinet Ayano, Martin Amogre Ayanore, Getie Lake Aynalem, Yared Asmare Aynalem, Muluken Altaye Ayza, Samad Azari, Peter S Azzopardi, Darshan B B, Ebrahim Babaee, Ashish D Badiye, Mohammad Amin Bahrami, Atif Amin Baig, Mohammad Hossein Bakhshaei, Ahad Bakhtiar, Shankar M Bakkannavar, Arun Balachandran, Shelly Bhalssyano, Maciej Banach, Srikanta K Banerjee, Palash Chandra Banik, Agegnehu Bante Bante, Simachew Animen Bante, Suzanne Lyn Barker-Collo, Till Winfried Bärnighausen, Lope H Barrero, Quique Bassat, Sanjay Basu, Bernhard T Baune, Mohsen Bayati, Bayisa Abdissa Baye, Neeraj Bedi, Ettore Beghi, Masoud Behzadifar, Tariku Tesfaye Tesfaye Bekuma, Michelle L Bell, Isabela M Bensenor, Adam E Berman, Eduardo Bernabe, Robert S Bernstein, Akshaya Srikanth Bhagavathula, Dinesh Bhandari, Pankaj Bhardwaj, Anusha Ganapati Bhat, Kritika Bhattacharyya, Suraj Bhattacharai, Zulfiqar A Bhutta, Ali Bijani, Boris Bikbov, Ver Bilano, Antonio Biondi, Binyam Minuye Birihane, Moses John Bockarie, Somayeh Bohlouli, Hunduma Amensisa Bojja, Srinivasa Rao Rao Bolla, Archith Boloor, Oliver J Brady, Dejana Braithwaite, Paul Svitil Briant, Andrew M Briggs, Nikolay Ivanovich Briko, Sharath Burugina Nagaraja, Reinhard Busse, Zahid A Butt, Florentino Luciano Caetano dos Santos, Lucero Cahuana-Hurtado, Luis Alberto Cámara, Rosario Cárdenas, Giulia Carreras, Juan J Carrero, Felix Carvalho, Joao Mauricio Castaldelli-Maia, Carlos A Castañeda-Orjuela, Giulio Castelpietra, Franz Castro, Ferrán Catalá-López, Kate Causey, Christopher R Cederroth, Kelly M Cercy, Ester Cerin, Joht Singh Chandan, Angela Y Chang, Jaykaran Charan, Vijay Kumar Chattu, Sarika Chaturvedi, Ken Lee Chin, Daniel Youngwhan Cho, Jee-Young Jasmine Choi, Hanne Christensen, Dinh-Toi Chu, Michael T Chung, Liliana G Ciobanu, Massimo Cirillo, Haley Comfort, Kelly Compton, Paolo Angelo Cortesi, Vera Marisa Costa,

Ewerton Cousin, Saad M A Dahlawi, Giovanni Damiani, Lalit Dandona, Rakhi Dandona, Jiregna Darega Gela, Aso Mohammad Darwesh, Ahmad Daryani, Aditya Prasad Dash, Gail Davey, Claudio Alberto Dávila-Cervantes, Kairat Davletov, Jan-Walter De Neve, Edgar Denova-Gutiérrez, Kebede Deribe, Nikolaos Dervenis, Rupak Desai, Samath Dhamminda Dharmaratne, Govinda Prasad Dhungana, Mostafa Dianatinasab, Diana Dias da Silva, Daniel Diaz, Ilse N Dippenaar, Hoa Thi Do, Fariba Dorostkar, Leila Doshmangir, Bruce B Duncan, Andre Rodrigues Duraes, Arielle Wilder Eagan, David Edvardsson, Iman El Sayed, Maha El Tantawi, Islam Y Elgendy, Iqbal RF Elyazar, Khalil Eskandari, Sharareh Eskandari, Saman Esmailnejad, Alireza Esteghamati, Oluchi Ezekannagha, Tamer Farag, Mohammad Farahmand, Emerito Jose A Faraon, Carla Sofia e Sá Farinha, Andrea Farioli, Pawan Sirwan Faris, Andre Faro, Mehdi Fazlzadeh, Valery L Feigin, Eduarda Fernandes, Pietro Ferrara, Garumma Tolu Feyissa, Irina Filip, Florian Fischer, James L Fisher, Luisa Sorio Flor, Nataliya A Foigt, Morenike Oluwatoyin Fodayan, Artem Alekseevich Fomenkov, Masoud Foroutan, Joel Msaferi Francis, Weijia Fu, Takeshi Fukumoto, João M Furtado, Mohamed M Gad, Abhay Motiramji Gaidhane, Emmanuela Gakidou, Natalie C Galles, Silvano Gallus, William M Gardner, Binyam Sahiledengle Geberemariam, Abiyu Mekonnen Gebrehiwot, Gebreamlak Gebremedhn Gebremeskel, Leake G Gebremeskel, Hailay Abrha Gesesew, Keyghobad Ghadiri, Mansour Ghafourifard, Ahmad Ghashghae, Nermin Ghith, Asadollah Gholamian, Syed Amir Gilani, Paramjit Singh Gill, Tiffany K Gill, Themba G Ginindza, Mojgan Gorimoghaddam, Giorgia Giussani, Mustefa Glagn, Elena V Gnedovskaya, Myron Anthony Godinho, Salime Goharinezhad, Sameer Vali Gopalani, Amir Hossein Goudarzian, Bárbara Niegia Garcia Goulart, Mohammed Ibrahim Mohialdeen Gubari, Rafael Alves Guimarães, Rashid Abdi Guled, Teklemariam Gultie, Yuming Guo, Rahul Gupta, Rajeev Gupta, Nima Hafezi-Nejad, Abdul Hafiz, Teklehaimanot Gereziher Haile, Randah R Hamadeh, Sajid Hameed, Samer Hamidi, Chieh Han, Hannah Han, Demelash Woldeyohannes Handiso, Asif Hanif, Graeme J Hankey, Josep Maria Haro, Ahmed I Hasaballah, Md. Mehedi Hasan, Abdiwahab Hashi, Amr Hassan, Shoaib Hassan, Soheil Hassanipour, Hadi Hassankhani, Rasmus J Havmoeller, Simon I Hay, Khezhar Hayat, Golnaz Heidari, Reza Heidari-Soureshjani, Delia Hendrie, Claudiu Herteliu, Thomas R Hird, Hung Chak Ho, Michael K Hole, Ramesh Holla, Praveen Hoogar, Kathleen Pillsbury Hopf, Nobuyuki Horita, Naznin Hossain, Mostafa Hosseini, Mehdi Hosseinzadeh, Mihaela Hostiuc, Sorin Hostiuc, Mowafa Househ, Vivian Chia-rong Hsieh, Guoqing Hu, Tanvir M Huda, Ayesha Humayun, Bing-Fang Hwang, Ivo Iavicoli, Segun Emmanuel Ibitoye, Nayu Ikeda, Olayinka Stephen Ilesanmi, Irena M Ilic, Milena D Ilic, Leeberk Raja Inbaraj, Usman Iqbal, Seyed Sina Naghibi Irvani, Caleb Mackay Salpeter Irvine, M Mofizul Islam, Sheikh Mohammed Shariful Islam, Farhad Islami, Hiroyasu Iso, Chidozie C D Iwu, Chinwe Juliana Iwu, Jalil Jaafari, Farhad Jadidi-Niaragh, Morteza Jafarinia, Deepa Jahagirdar, Mohammad Ali Jahani, Nader Jahanmehr, Mihajlo Jakovljevic, Hosna Janjani, Tahereh Javaheri, Achala Upendra Jayatilleke, Ensiyeh Jenabi, Ravi Prakash Jha, Vivekanand Jha, John S Ji, Peng Jia, Yetunde O John-Akinola, Jost B Jonas, Farahnaz Joukar, Jacek Jerzy Jozwiak, Mikko Jürisson, Zubair Kabir, Leila R Kalankesh, Rohollah Kalhor, Aruna M Kamath, Tanuj Kanchan, Neeti Kapoor, Behzad Karami Matin, Marina Karanikolos, Seyed M. Karimi, Nicholas J Kassebaum, Srinivasa Vittal Katikireddi, Gbenga A Kayode, Peter Njenga Keiyoro, Yousef Saleh Khader, Mohammad Khammarnia, Ejaz Ahmad Khan, Maseer Khan, Young-Ho Khang, Khaled Khatab, Amir M Khater, Mona M Khater, Mahalauqua Nazli Khatib, Maryam Khayamzadeh, Jagdish Khubchandani, Neda Kianipour, Young-Eun Kim, Yun Jin Kim, Ruth W Kimokoti, Yohannes Kinfu, Adnan Kisa, Katarzyna Kissimova-Skarbek, Mika Kivimäki, Cameron J Kneib, Jonathan M Kocarnik, Sonali Kochhar, Stefan Kohler, Jacek A Kopec, Anna V Korotkova, Vladimir Andreevich Korshunov, Soewarta Kosen, Anirudh Kotlo, Parvaiz A Koul, Ai Koyanagi, Kewal Krishan, Kris J Krohn, Nuworza Kugbey, Vaman Kulkarni, G Anil Kumar, Manasi Kumar, Nithin Kumar, Om P Kurmi, Dian Kusuma, Hmwe Hmwe Kyu, Carlo La Vecchia, Ben Lacey, Dharmesh Kumar Lal, Ratilal Laloo, Iván Landires, Van Charles Lansingh, Anders O Larsson, Savita Lasrado, Kathryn Mei-Ming Lau, Paolo Lauriola, Jeffrey V Lazarus, Jorge R Ledesma, Paul H Lee, Shaun Wen Huey Lee, Andrew T Leever, Kate E LeGrand, James Leigh, Matilde Leonardi, Shanshan Li, Lee-Ling Lim, Stephen S Lim, Xuefeng Liu, Giancarlo Logroscino, Alan D Lopez, Platon D Lopukhov, Paulo A Lotufo, Alton Lu, Jianing Ma, Mohammed Madadin, Phetole Walter Mahasha, Morteza Mahmoudi, Azeem Majeed, Jeadran N Malagón-Rojas, Shokofeh Maleki, Deborah Carvalho Malta, Bourhan Mansouri, Mohammad Ali Mansournia, Santi Martini, Francisco Rogerlândio Martins-Melo, Ira Martopullo, Benjamin Ballard Massenburg, Claudia I Mastrogiacomo, Manu Raj Mathur, Colm McAlinden, Martin McKee, Carlo Eduardo Medina-Solis, Birhanu Geta Meharie, Man Mohan Mehndiratta, Entezar Mehrabi Nasab, Fereshteh Mehri, Ravi Mehrotra, Teferi Mekonnen, Addisu Melese, Peter T N Memiah, Walter Mendoza, Ritesh G Menezes, George A Mensah, Atte Meretoja, Tuomo J Meretoja, Tomislav Mestrovic, Bartosz Miazgowski, Irmina Maria Michalek, Erkin M Mirakhimov, Maryam Mirzaei, Mehdi Mirzaei-Alavijeh, Philip B Mitchell, Babak Moazen, Masoud Moghadaszadeh, Efat Mohamadi, Dara K Mohammad, Yousef Mohammad, Naser Mohammad Gholi Mezerji, Abdollah Mohammadian-Hafshejani, Jemal Abdu Mohammed, Shafiu Mohammed, Ali H Mokdad, Lorenzo Monasta, Stefania Mondello, Masoud Moradi, Maziar Moradi-Lakeh, Rahmatollah Moradzadeh, Paula Moraga, Joana Morgado-da-Costa, Shane Douglas Morrison, Abbas Mosapour, Jonathan F Mosser, Amin Mousavi Khaneghah, Moses K Muriithi, Ghulam Mustafa, Ashraf F Nabhan, Mehdi Naderi, Ahamarshan Jayaraman Nagarajan, Mohsen Naghavi, Behshad Naghshtabrizi, Mukhammad David Naimzada, Vinay Nangia, Jobert Richie Nansseu, Vinod C Nayak, Javad Nazari, Rawlance Ndejjo, Ionut Negoii, Ruxandra Irina Negoii, Subas Neupane, Kiirithio N Ngari, Georges Ngufacek-Tsague, Josephine W Ngunjiri, Cuong Tat Nguyen, Diep Ngoc Nguyen, Huong Lan Thi Nguyen, Chukwudi A Nnaji, Shuhei Nomura, Ole F Norheim, Jean Jacques Noubiap, Christoph Nowak, Virginia Nunez-Samudio, Adrian Oțoiu, Felix Akpojene Ogbo, Onome Bright Oghenetega, In-Hwan Oh, Emmanuel Wandera Okunga, Morteza Oladnabi, Andrew T Olagunju, Bolajoko Olubukunola Olusanya, Jacob Olusegun Olusanya, Mojisola Morenike Oluwasanu, Ahmed Omar Bali, Muktar Omer Omer, Kanyin Liane Ong, Obinna E Onwujekwe, Doris V Ortega-Altamirano, Alberto Ortiz, Sergej M Ostojic, Nikita Ostavnov, Stanislav S Ostavnov, Simon Øverland, Mayowa O Owolabi, Jagadish Rao Padubidri, Smita Pakhale, Raffaele Palladino, Adrian Pana, Songhomitra Panda-Jonas, Helena Ulylyartha Pangaribuan, Mona Pathak, George C Patton, Sagun Paudel, Hamidreza Pazoki Toroudi, Spencer A Pease, Amy E Peden, Alyssa Pennini, Emmanuel K Pephrah, Jeevan Pereira, David M Pigott, Thomas Pilgrim, Tessa M Pilz, Marina Pinheiro, Michael A Piradov, Meghdad Pirsaeheb, Khem Narayan Pokhrel, Maarten J Postma, Hadi Pourjafar, Farshad Pourmalek, Reza Pourmirza Kalhori, Akram Pourshams, Sergio I Prada, Dimas Ria Angga Pribadi, Elisabetta Pupillo, Zahiruddin Quazi Syed, Amir Radfar, Ata Rafiee, Alireza Rafiei, Alberto Raggi, Fakher Rahim, Muhammad Aziz Rahman, Ali Rajabpour-Sanati, Saleem Muhammad Rana, Chhahi Lal Ranabhat, Sowmya J Rao, Davide Rasella, Wahid Rasheidi, Gauri Kishor Rath, Priya Rathi, David Laith Rawaf, Salman Rawaf, Lal Rawal, Reza Rawassizadeh, Christian Razo, Vishnu Renjith, Andre M N Renzaho, Bhageerathy Reshmi, Nima Rezaei, Seyed Mohammad Riahi, Daniel Cury Ribeiro, Jennifer Rickard, Nicholas L S Roberts, Leonardo Roeber, Michele Romoli, Luca Ronfani, Gholamreza Roshandel, Enrico Rubagotti, Godfrey M Rwegerera, Siamak Sabour, Permminder S Sachdev, Basema Saddik, Ehsan Sadeghi, Masoumeh Sadeghi, Yahya Safari, Rajesh Sagar, Amirhossein Sahebkar, Mohammad Ali Sahraian, S. Mohammad Sajadi, Mohammad Reza Salahshoor, Hosni Salem, Marwa Rashad Salem, Joshua A Salomon, Hossein Samadi Kafil, Abdallah M Samy, Juan Sanabria, Milena M Santric-Milicevic,

Sivan Yegnanarayana Iyer Saraswathy, Rodrigo Sarmiento-Suárez, Benn Sartorius, Arash Sarveezad, Brijesh Sathian, Thirunavukkarasu Sathish, Davide Sattin, Miloje Savic, Susan M Sawyer, Deepak Saxena, Alyssa N Sbarra, Lauren E Schaeffer, Silvia Schiavolini, Maria Inês Schmidt, Aletta Elisabeth Schutte, David C Schwebel, Falk Schwendicke, Soraya Seedat, Feng Sha, Saeed Shahabi, Amira A Shaheen, Masood Ali Shaikh, Morteza Shamsizadeh, Mohammed Shannawaz, Kiomars Sharafi, Fablina Sharara, Hamid Sharifi, David H Shaw, Aziz Sheikh, Abbas Sheikhtaheri, B Suresh Kumar Shetty, Kenji Shibuya, Wondimeneh Shibabaw Shiferaw, Mika Shigematsu, Jae Il Shin, Rahman Shiri, Reza Shirkoohi, K M Shivakumar, Mark G Shrimme, Kerem Shuval, Soraya Siabani, Radoslaw Sierpinski, Inga Dora Sigfusdottir, Rannveig Sigurvinsdottir, Diego Augusto Santos Silva, João Pedro Silva, Biagio Simonetti, Kyle E Simpson, Jasvinder A Singh, Pushpendra Singh, Dharendra Narain Sinha, Valentin Yurievich Skryabin, Emma U R Smith, Amin Soheili, Shahin Soltani, Moslem Soofi, Reed J D. Sorensen, Joan B Soriano, Mulken Bekele Sorrie, Ireneous N Soyiri, Emma Elizabeth Spurlock, Chandrashekhar T Sreeramareddy, Jeffrey D Stanaway, Nicholas Steel, Caroline Stein, Mark A Stokes, Mu'awiyah Babale Sufiyan, Hafiz Ansar Rasul Suleria, Iyad Sultan, Lukasz Szumowski, Rafael Tabarés-Seisdedos, Takahiro Tabuchi, Santosh Kumar Tadakamadla, Biruk Wogayehu Taddele, Degenah Bahrey Tadesse, Amir Taherkhani, Animut Tagele Tamiru, Frank C Tanser, Md Ismail Tareque, Ingan Ukur Tarigan, Whitney L Teagle, Fabrizio Tediosi, Yonas Getaye Tefera, Freweni Gebrearegay G Tela, Zemenu Tadesse Tessema, Bhaskar Thakur, Mariya Vladimirovna Titova, Marcello Tonelli, Roman Topor-Madry, Fotis Topouzis, Marcos Roberto Tovani-Palona, Bach Xuan Tran, Ravensara S Travillian, Christopher E Troeger, Lorainne Tudor Car, Riaz Uddin, Irfan Ullah, Chukwuma Adam Umeokonkwo, Bhaskaran Unnikrishnan, Era Upadhyay, Olalekan A Uthman, Marco Vacante, Pascual R Valdez, Santosh Varughese, Tommi Juhani Vasankari, Yasser Vasseghian, Narayanaswamy Venketasubramanian, Francesco S Violante, Vasily Vlassov, Stein Emil Vollset, IAvina Vongpradith, Theo Vos, Yasir Waheed, Magdalene K Walters, Richard G Wamai, Haidong Wang, Yuan-Pang Wang, Robert G Weintraub, Jordan Weiss, Andrea Werdecker, Ronny Westerman, Lauren B Wilner, Gebremariam Woldu, Charles D A Wolfe, Ai-Min Wu, Sarah Wulf Hanson, Yang Xie, Rixing Xu, Seyed Hossein Yahyazadeh Jabbari, Kazumasa Yamagishi, Yuichiro Yano, Sanni Yaya, Valhid Yazdi-Feyzabadi, Jamal A Yearwood, Yordanos Gizachew Yeshitila, Paul Yip, Naohiro Yonemoto, Mustafa Z Younis, Zabihollah Yousefi, Taraneh Yousefinezhadi, Hasan Yusefzadeh, Siddhesh Zadey, Telma Zahirian Moghadam, Syed Saoud Zaidi, Leila Zaki, Sojib Bin Zaman, Mohammad Zamani, Maryam Zamanian, Hamed Zandian, Mikhail Sergeevich Zastrozhin, Kaleab Alemayehu Zewdie, Yunquan Zhang, Xiu-Ju George Zhao, Yingxi Zhao, Peng Zheng, Cong Zhu, Arash Ziapour, Bianca S Zlavog, Sanjay Zodpey, and Christopher J L Murray.

Affiliations

Institute for Health Metrics and Evaluation (Prof R Lozano MD, N Fullman MPH, J Mumford BA, M Knight BS, C M Barthelmy MPH, J D Adelson PhD, A Afshin MD, S B Albertson BS, C M Antony MA, A Y Aravkin PhD, K Compton BS, Prof L Dandona MD, Prof R Dandona PhD, Prof S D Dharmaratne MD, I N Dippenaar BA, T Farag PhD, Prof V L Feigin PhD, W Fu MSc, Prof E Gakidou PhD, N C Galles BS, W M Gardner AB, C Han BA, H Han MSc, Prof S I Hay FMedSci, C M S Irvine BS, D Jahagirdar PhD, N J Kassebaum MD, J M Kocarnik PhD, K J Krohn MPH, H H Kyu PhD, K M Lau BS, J R Ledesma BA, A T Leever BS, K E LeGrand MPH, Prof S S Lim PhD, Prof A D Lopez PhD, A Lu MSc, J Ma MS, I Martopullo MPH, C I Mastrogiacomo BS, Prof A H Mokdad PhD, J F Mosser MD, Prof M Naghavi MD, K L Ong PhD, S A Pease BS, A Pennini MSc, D M Pigott PhD, T M Pilz BA, C Razo PhD, N L S Roberts BS, A N Sbarra MPH, L E Schaeffer MSc, F Sharara MS, D H Shaw BA, K E Simpson BS, R J D Sorensen MPH, E E Spurlock BA, J D Stanaway PhD, R S Travillian PhD, C E Troeger MPH,

Prof S Vollset DrPH, A Vongpradith BA, Prof T Vos PhD, M K Walters BS, H Wang PhD, L B Wilner MPH, S Wulf Hanson PhD, R Xu BS, J A Yearwood BS, P Zheng PhD, B S Zlavog BS, Prof C J L Murray PhD), Department of Health Metrics Sciences, School of Medicine (Prof R Lozano MD, A Afshin MD, A Y Aravkin PhD, Prof R Dandona PhD, Prof S D Dharmaratne MD, Prof E Gakidou PhD, Prof S I Hay FMedSci, N J Kassebaum MD, H H Kyu PhD, Prof S S Lim PhD, Prof A D Lopez PhD, Prof A H Mokdad PhD, Prof M Naghavi MD, D M Pigott PhD, Prof B Sartorius PhD, J D Stanaway PhD, Prof S Vollset DrPH, Prof T Vos PhD, H Wang PhD, Prof C J L Murray PhD), Department of Applied Mathematics (A Y Aravkin PhD), Division of Plastic Surgery (D Y Cho MD, C J Kneib MD), Department of Anesthesiology (A M Kamath MD), Department of Anesthesiology & Pain Medicine (N J Kassebaum MD), Department of Global Health (S Kochhar MD, R J D Sorensen MPH), Division of Plastic and Reconstructive Surgery (B B Massenburg MD, S D Morrison MD), University of Washington, Seattle, WA, USA (A Y Chang DSc); Department of Juridical and Economic Studies (C Abbafati PhD), La Sapienza University, Rome, Italy; Advanced Diagnostic and Interventional Radiology Research Center (H Abbastabar PhD), The Institute of Pharmaceutical Sciences (TIPS) (Prof M Abdollahi PhD), School of Pharmacy (Prof M Abdollahi PhD), Research Center for Immunodeficiencies (H Abolhassani PhD, Prof N Rezaei PhD), Urology Research Center (Prof S Aghamir PhD), Department of Health Policy, Management, and Economics (A Bakhtiari PhD), Multiple Sclerosis Research Center (S Eskandarieh PhD, Prof M Sahraian MD), Endocrinology and Metabolism Research Center (Prof A Esteghamati MD), School of Public Health (M Farahmand PhD), Department of Environmental Health Engineering (M Fazlzadeh PhD, H Janjani PhD), School of Medicine (N Hafezi-Nejad MD), School of Nursing and Midwifery (R Heidari-Soureshjani MSc), Department of Epidemiology and Biostatistics (Prof M Hosseini PhD, M Mansournia PhD), Pediatric Chronic Kidney Disease Research Center (Prof M Hosseini PhD), Tehran Heart Center (E Mehrabi Nasab MD), Health Equity Research Center (E Mohamadi PhD), Digestive Diseases Research Institute (Prof A Pourshams MD), Metabolomics and Genomics Research Center (F Rahim PhD), Cancer Research Institute (R Shirkoohi PhD), Cancer Biology Research Center (R Shirkoohi PhD), Tehran University of Medical Sciences, Tehran, Iran; Department of Neurology (Prof F Abd-Allah MD, A Hassan MD), National Hepatology and Tropical Medicine Research Institute (A M Khater MD), Department of Medical Parasitology (M M Khater MD), Department of Urology (Prof H Salem MD), Department of Public Health and Community Medicine (M R Salem MD), Cairo University, Cairo, Egypt; Department of Orthopaedic Surgery (A Abedi MD), University of Southern California, Los Angeles, CA, USA; Karolinska University Hospital, Huddinge, Sweden (H Abolhassani PhD); Department of Public Health (A E Abosetugn MPH), Department of Nursing (Y A Aynalem MSc, W S Shiferaw MSc), Debre Berhan University, Debre Berhan, Ethiopia; Department of Pediatric Dentistry (Prof L G Abreu PhD), Department of Maternal and Child Nursing and Public Health (Prof D C Malta PhD), Federal University of Minas Gerais, Belo Horizonte, Brazil; Department of Research (M R M Abrigo PhD), Philippine Institute for Development Studies, Quezon City, Philippines; Internal Medicine Department (A K Abu Haimed MBBS), College of Medicine (A M Almulhim MBBS), Environmental Health Department (S M A Dahlawi PhD), Pathology Department (M Madadin MD), Forensic Medicine Division (Prof R G Menezes MD), Imam Abdulrahman Bin Faisal University, Dammam, Saudi Arabia; Harvard Medical School (A I Abushouk MD), T.H. Chan School of Public Health (Prof T W Bärnighausen MD), Center for Primary Care (S Basu PhD), Department of Global Health and Social Medicine (A W Eagan MSW), Cardiology Department (I Y Elgendy MD), Department of Global Health and Population (Prof O F Norheim PhD), Division of General Internal Medicine (Prof A Sheikh MD), Massachusetts Veterans Epidemiology Research and Information Center (MAVERIC) & CSP Coordinating Center (B Thakur PhD), Harvard University, Boston, MA, USA (M G Shrimme MD); Department of Medicine (A I Abushouk MD), Department of Obstetrics and Gynecology (Prof A F Nabhan PhD), Department of Entomology (A M Samy PhD), Ain Shams University,

Cairo, Egypt; Department of Anesthesiology (M Bakhshaei MD), Autism Spectrum Disorders Research Center (E Jenabi PhD), Department of Biostatistics (N Mohammad Gholi Mezerji MSc), Department of Cardiology (B Naghshtabrizi MD), Research Center for Molecular Medicine (A Taherkhani PhD), Hamedan University of Medical Sciences, Hamadan, Iran (M Adabi PhD); College of Medicine (O M Adebayo MD), Department of Community Medicine (O S Ilesanmi PhD), Department of Medicine (Prof M O Owolabi DrM), University College Hospital, Ibadan, Ibadan, Nigeria; School of Medicine (V Adekanmbi PhD), Cardiff University, Cardiff, UK; Centre of Excellence for Epidemiological Modelling and Analysis (O O Adetokunboh PhD), Department of Global Health (O O Adetokunboh PhD, C J Iwu PhD), Department of Psychiatry (Prof S Seedat PhD), Stellenbosch University, Cape Town, South Africa; School of Health (D Adham PhD), Department of Environmental Health Engineering (M Fazlzadeh PhD), Social Determinants of Health Research Center (T Zahirian Moghadam PhD, H Zandian PhD), Department of Community Medicine (H Zandian PhD), Ardabil University of Medical Science, Ardabil, Iran; Social Behavioral Research Branch (S M Advani PhD), National Eye Institute (W L Teagle BA), National Institute of Health, Bethesda, MD, USA; Department of Oncology (S M Advani PhD), Georgetown University, Washington DC, USA; Department of Family Medicine (Prof G Agarwal PhD), Department of Medicine (O P Kurmi PhD), Department of Psychiatry and Behavioural Neurosciences (A T Olagunju MD), Population Health Research Institute (T Sathish PhD), McMaster University, Hamilton, ON, Canada; Department of Cardiovascular Medicine (P Agasthi MD), Mayo Clinic, Scottsdale, AZ, USA; Institute of Genomics and Integrative Biology (Prof A Agrawal PhD), Council of Scientific & Industrial Research, Delhi, India; Internal Medicine (Prof A Agrawal PhD), Baylor College of Medicine, Houston, TX, USA; Department of Epidemiology and Health Statistics (T Ahmad MS), Southeast University, Nanjing, China; Institute for Advanced Medical Research and Training (R O Akinyemi PhD), Department of Health Promotion and Education (S E Ibitoye MPH, Y O John-Akinola PhD, M M Oluwasanu PhD), Department of Community Medicine (O S Ilesanmi PhD), Department of Obstetrics and Gynecology (O B Oghenetega MSc), Department of Medicine (Prof M O Owolabi DrM), University of Ibadan, Ibadan, Nigeria; Institute of Neuroscience (R O Akinyemi PhD), Newcastle University, Newcastle upon Tyne, UK; Mayo Evidence-based Practice Center (F Alahdab MSc), Mayo Clinic Foundation for Medical Education and Research, Rochester, MN, USA; John T. Milliken Department of Internal Medicine (Z Al-Aly MD), Washington University in St. Louis, St. Louis, MO, USA; Clinical Epidemiology Center (Z Al-Aly MD), Department of Veterans Affairs, St Louis, MO, USA; Murdoch Business School (K Alam PhD), Murdoch University, Perth, WA, Australia; Department of Epidemiology and Biostatistics (Y Alemu MPH), Department of Midwifery (S A Bante MSc), Department of Medical Laboratory Sciences (A Melese MSc), Bahir Dar University, Bahir Dar, Ethiopia; Institute of Health Research (R K Alhassan PhD), Department of Health Policy Planning and Management (M A Ayanore PhD), Department of Family and Community Health (N Kugbey PhD), University of Health and Allied Sciences, Ho, Ghana; Department of Biotechnology (M Ali PhD), Quaid-i-Azam University, Islamabad, Pakistan; Department of Information Systems, College of Economics and Political Science (S Ali PhD), Sultan Qaboos University, Muscat, Oman; Health Management and Economics Research Center (V Alipour PhD, J Arabloo PhD, S Azari PhD, A Ghashghaee BSc), Health Economics Department (V Alipour PhD), Preventive Medicine and Public Health Research Center (M Asadi-Aliabadi MSc, E Babae PhD, S Goharinezhad PhD, M Moradi-Lakeh MD), Faculty of Allied Medicine (F Dorostkar PhD), Student Research Committee (A Ghashghaee BSc), Nutrition Health Research Center (F Mehri PhD), Department of Physiology (H Pazoki Toroudi PhD), Physiology Research Center (H Pazoki Toroudi PhD), Tehran Institute of Psychiatry (V Rashedi PhD), Colorectal Research Center (A Sarveazad PhD), Health Information Management (A Sheikhtaheeri PhD), Iran University of Medical Sciences, Tehran, Iran; Department of Health Policy and Management (Prof S M Aljunied PhD), Kuwait University, Safat, Kuwait; International Centre for Casemix and Clinical Coding (Prof S M Aljunied PhD), National University of Malaysia,

Bandar Tun Razak, Malaysia; Bordeaux School of Public Health (Prof F Alla PhD), University of Bordeaux, Bordeaux, France; College of Medicine (M A H Almadi FRCPC), Pediatric Intensive Care Unit (K A Altirkawi MD), Internal Medicine Department (Y Mohammad MD), King Saud University, Riyadh, Saudi Arabia; Division of Gastroenterology & Hepatology (M A H Almadi FRCPC), McGill University, Montreal, QC, Canada; Department of Environmental Health Engineering (Prof A Almasi PhD), Department of Radiology and Nuclear Medicine (F Amiri MSc), Infectious Disease Research Center (Prof K Ghadiri MD), Pediatric Department (Prof K Ghadiri MD), Research Center for Environmental Determinants of Health (Prof B Karami Matin PhD, M Moradi PhD, Prof M Pirsaeheb PhD, Prof E Sadeghi PhD, Y Safari PhD, K Sharafi PhD, S Soltani PhD, Y Vasseghian PhD), Department of Public Health (N Kianipour MA), Clinical Research Development Center (S Maleki MSc, M Naderi PhD), Substance Abuse Prevention Research Center (B Mansouri PhD), Department of Rehabilitation and Sports Medicine (M Mirzaei MSc), Social Development and Health Promotion Research Center (M Mirzaei-Alavijeh PhD, M Soofi PhD), Department of Emergency Medicine (R Pourmirza Kalhori PhD), Department of Anatomical Sciences (M R Salahshoor PhD), Department of Health Education and Health Promotion (S Siabani PhD, A Ziapour PhD), Kermanshah University of Medical Sciences, Kermanshah, Iran (H Janjani PhD); Department of Epidemiology (A Almasi-Hashiani PhD, R Moradzadeh PhD, M Zamanian PhD), Health Services Management Department (S Amini PhD), Department of Pediatrics (J Nazari MD), Arak University of Medical Sciences, Arak, Iran; Physiotherapy Department (Prof N A Almasri PhD), The University of Jordan, Amman, Jordan; Medical Research Center (H M Al-Mekhlafi PhD), Epidemiology Department (M Khan MD), Jazan University, Jazan, Saudi Arabia (Prof N Bedi MD); Department of Parasitology (H M Al-Mekhlafi PhD), Sana'a University, Sana'a, Yemen; Research Program of Epidemiology and Public Health (J Alonso MD), Pompeu Fabra University, Barcelona, Spain; Department of Experimental and Health Sciences (J Alonso MD), Biomedical Research Networking Center in Epidemiology and Public Health (CiberESP), Madrid, Spain; Department of Community Medicine (R M Al-Raddadi PhD), King Abdulaziz University, Jeddah, Saudi Arabia; Research Group in Health Economics (Prof N Alvis-Guzman PhD), University of Cartagena, Cartagena, Colombia; Research Group in Hospital Management and Health Policies (Prof N Alvis-Guzman PhD), Universidad de la Costa, Barranquilla, Colombia; Department of Economic Sciences (N J Alvis-Zakzuk MSc), University of the Coast, Barranquilla, Colombia; Colombian National Health Observatory (N J Alvis-Zakzuk MSc, C A Castañeda-Orjuela MD), Department of Public Health Research (J N Malagón-Rojas MSc), National Institute of Health, Bogota, Colombia; Health Management and Economics Research Center (M Amini-Rarani PhD), Department of Immunology (M Jafarinia MSc), Cardiac Rehabilitation Research Center (Prof M Sadeghi MD), Isfahan University of Medical Sciences, Isfahan, Iran; Department of Epidemiology and Biostatistics (A L Amit BS), Department of Health Policy and Administration (C T Antonio MD, E A Faraon MD), University of the Philippines Manila, Manila, Philippines; School of Public Health (A L Amit BS), Department of Radiology and Radiological Sciences (N Hafezi-Nejad MD), Johns Hopkins University, Baltimore, MD, USA; Maternal and Child Wellbeing (D A Amugsi PhD), African Population and Health Research Center, Nairobi, Kenya; Department of Pharmacy (R Ancuceanu PhD), Department of Cardiology (C Andrei PhD), Department of Internal Medicine (M Hostiu PhD), Department of Legal Medicine and Bioethics (S Hostiu PhD), Department of General Surgery (I Negoii PhD), Department of Anatomy and Embryology (R I Negoii PhD), Carol Davila University of Medicine and Pharmacy, Bucharest, Romania; Centre for Sensorimotor Performance (D Anderlini MD), School of Health and Rehabilitation Sciences (R Uddin PhD), The University of Queensland, Brisbane, Australia; Neurology Department (D Anderlini MD), Royal Brisbane and Women's Hospital, Brisbane, QLD, Australia; Department of Medicine (S Androudi PhD), University of Thessaly, Volos, Greece; Research Center for Evidence Based Medicine (F Ansari PhD), Department of Health Policy and Management (L Doshmangir PhD), Department of Medical Surgical Nursing (M Ghafourifard PhD), School of Nursing and

Midwifery (H Hassankhani PhD), Department of Immunology (F Jadidi-Niaragh PhD), Health Services Management Research Center (L R Kalankesh PhD), Biotechnology Research Center (M Moghadaszadeh PhD), Molecular Medicine Research Center (M Moghadaszadeh PhD), Drug Applied Research Center (H Samadi Kafil PhD), Tabriz University of Medical Sciences, Tabriz, Iran; Razi Vaccine and Serum Research Institute (F Ansari PhD), Agricultural Research, Education, and Extension Organization (AREEO), Tehran, Iran; Department of Epidemiology and Biostatistics (Prof A Ansari-Moghaddam PhD), Health Promotion Research Center (M Khammarnia PhD), Zahedan University of Medical Sciences, Zahedan, Iran; Department of Applied Social Sciences (C T Antonio MD), School of Nursing (P H Lee PhD), Hong Kong Polytechnic University, Hong Kong, China; Agribusiness Study Program (E Antriyandarti DrAgrSc), Sebelas Maret University, Surakarta, Indonesia; Department of Parasitology (D Anvari PhD), Toxoplasmosis Research Center (Prof A Daryani PhD), Faculty of Nursing and Midwifery (A Goudarzian MSc), Department of Immunology (Prof A Rafiei PhD), Molecular and Cell Biology Research Center (Prof A Rafiei PhD), Department of Environmental Health (Prof Z Yousefi PhD), Mazandaran University of Medical Sciences, Sari, Iran; Department of Parasitology (D Anvari PhD), Iranshahr University of Medical Sciences, Iranshahr, Iran; Department of Pathology (R Anwer PhD), Imam Mohammad Ibn Saud Islamic University, Riyadh, Saudi Arabia; Social Determinants of Health Research Center (M Arab-Zozani PhD), Faculty of Medicine (A Rajabpour-Sanati MD), Cardiovascular Diseases Research Center (S Riahi PhD), Birjand University of Medical Sciences, Birjand, Iran; Department of Public Health (O Aremu PhD), Birmingham City University, Birmingham, UK; Department of Neurobiology, Care Sciences and Society (Prof J Årnlöv PhD, C Nowak PhD), Department of Medical Epidemiology and Biostatistics (Prof J J Carrero PhD), Department of Physiology and Pharmacology (C R Cederroth PhD), Department of Medicine (D K Mohammad PhD), Karolinska Institutet, Stockholm, Sweden; School of Health and Social Studies (Prof J Årnlöv PhD), Dalarna University, Falun, Sweden; Department of Plastic Surgery (M Asaad MD), University of Texas, Houston, TX, USA; Epilepsy Research Center (Prof A A Asadi-Pooya MD), Department of Healthcare Management and Education (M Bahrami PhD), Health Human Resources Research Center (M Bayati PhD), Department of Epidemiology (M Dianatinasab MSc), Health Policy Research Center (S Shahabi PhD), Shiraz University of Medical Sciences, Shiraz, Iran; Neurology Department (Prof A A Asadi-Pooya MD), Thomas Jefferson University, Philadelphia, PA, USA; Department of Immunology (S Athari MPH), Zanjan University of Medical Sciences, Zanjan, Iran; Faculty of Nursing (M M W Atout PhD), Philadelphia University, Amman, Jordan; School of Business (Prof M Ausloos PhD), University of Leicester, Leicester, UK; Department of Statistics and Econometrics (Prof M Ausloos PhD, Prof C Herteliu PhD, A Oțoiu PhD, A Pana MD), Bucharest University of Economic Studies, Bucharest, Romania; Center for Health Systems Research (L Avila-Burgos ScD), Center for Nutrition and Health Research (E Denova-Gutiérrez DSc), Health Systems Research Center (D V Ortega-Altamirano DrPH), National Institute of Public Health, Cuernavaca, Mexico; The Judith Lumley Centre (B Ayala Quintanilla PhD), School of Nursing and Midwifery (Prof D Edvardsson PhD, M Rahman PhD), Department of Public Health (M Islam PhD), La Trobe University, Melbourne, VIC, Australia; School of Public Health (G Ayano MSc, D Hendrie PhD), School of Physiotherapy and Exercise Science (Prof A M Briggs PhD), Curtin University, Perth, WA, Australia; Department of Clinical Midwifery (G L Aynalem MSc), Department of Midwifery (A T Tamiru MSc), Department of Clinical Pharmacy (Y G Tefera MSc), Department of Epidemiology and Biostatistics (Z T Tessema MSc), University of Gondar, Gondar, Ethiopia; Department of Pharmacology and Toxicology (M A Ayya MSc), Department of Nursing (G G Gebremeskel MSc), Department of Pharmacy (L G Gebremeskel MSc), Department of Epidemiology (H A Gesesew PhD), School of Public Health (F G G Tela BHLthSci), School of Pharmacy (K A Zewdie MSc), Mekelle University, Mekelle, Ethiopia; Global Adolescent Health Group (P S Azzopardi PhD), Burnet Institute, Melbourne, VIC, Australia; Wardlapingga Aboriginal Research Unit (P S Azzopardi PhD),

South Australian Health and Medical Research Institute, Adelaide, SA, Australia; Department of Community Medicine (D B B MD, V Kulkarni MD, N Kumar MD), Department of Forensic Medicine and Toxicology (S M Bakkannavar MD, Prof V C Nayak MD, Prof B K Shetty MD), Department of Health Information Management (R Bhageerathy PhD), Department of Internal Medicine (A Bolor MD), Kasturba Medical College (R Holla MD, Prof B Unnikrishnan MD), Centre for Bio Cultural Studies (CBiCS) (P Hoogar PhD), Department of Forensic Medicine (J Padubidri MD), Kasturba Medical College, Mangalore (P Rathi MD), Manipal Academy of Higher Education, Mangalore, India (R Bhageerathy PhD, Prof V Jha MD); Department of Forensic Science (A D Badiye MSc, N Kapoor MSc), Government Institute of Forensic Science, Nagpur, India; Unit of Biochemistry (A A Baig PhD), Sultan Zainal Abidin University, Kuala Terengganu, Malaysia; Department of Demography (A Balachandran MSc), University Medical Center Groningen (Prof M J Postma PhD), School of Economics and Business (Prof M J Postma PhD), University of Groningen, Groningen, Netherlands; Population Research Centre (A Balachandran MSc), Institute for Social and Economic Change, Bengaluru, India; Department of Hypertension (Prof M Banach PhD), Medical University of Lodz, Lodz, Poland; Polish Mothers' Memorial Hospital Research Institute, Lodz, Poland (Prof M Banach PhD); School of Health Sciences (Prof S K Banerjee PhD), Walden University, Minneapolis, MN, USA; Department of Non-communicable Diseases (P C Banik MPhil), Bangladesh University of Health Sciences, Dhaka, Bangladesh; Department of Nursing (A B Bante MSc, Y G Yeshitila MSc), Department of Public Health (M Glagn MPH, M B Sorrie MPH), Department of Midwifery (T Gultie MSc), Arba Minch University, Arba Minch, Ethiopia; School of Psychology (Prof S L Barker-Collo PhD), University of Auckland, Auckland, New Zealand; Heidelberg Institute of Global Health (HIGH) (Prof T W Bärnighausen MD, J De Neve MD, S Kohler MD, B Moazen MSc, S Mohammed PhD), Department of Ophthalmology (Prof J B Jonas MD, S Panda-Jonas MD), Heidelberg University, Heidelberg, Germany; Department of Industrial Engineering (Prof L H Barrero DSc), Pontifical Javeriana University, Bogota, Colombia; Barcelona Institute for Global Health (Prof Q Bassat MD), Research Unit (J M Haro MD), University of Barcelona, Barcelona, Spain; Catalan Institution for Research and Advanced Studies (ICREA), Barcelona, Spain (Prof Q Bassat MD, A Koyanagi MD); School of Public Health (S Basu PhD), Imperial College Business School (D Kusuma DSc), Department of Primary Care and Public Health (Prof A Majeed MD, R Palladino MD, Prof S Rawaf MD), WHO Collaborating Centre for Public Health Education and Training (D L Rawaf MD), Imperial College London, London, UK; Department of Psychiatry (Prof B T Baune PhD), University of Münster, Münster, Germany; Department of Psychiatry (Prof B T Baune PhD), Melbourne Medical School, Melbourne, VIC, Australia; Department of Public Health (B A Baye MPH, J Darega Gela MPH), Ambo University, Ambo, Ethiopia; Department of Community Medicine (Prof N Bedi MD), Gandhi Medical College Bhopal, Bhopal, India; Department of Neuroscience (E Beghi MD, E Pupillo PharmD), Department of Environmental Health Sciences (S Gallus DSc), Laboratory of Neurological Disorders (G Giussani PhD), Mario Negri Institute for Pharmacological Research, Milan, Italy (B Bikbov MD); Social Determinants of Health Research Center (M Behzadifar PhD), Lorestan University of Medical Sciences, Khorramabad, Iran; Department of Public Health (T T Bekuma MPH), Wollega University, Nekemte, Ethiopia; School of the Environment (Prof M L Bell PhD), Yale University, New Haven, CT, USA; Department of Internal Medicine (I M Bensenor PhD), Department of Psychiatry (Prof J Castaldelli-Maia PhD, Y Wang PhD), Division of Ophthalmology (J M Furtado MD), Department of Medicine (Prof P A Lotufo DrPH), Department of Pathology and Legal Medicine (M R Tovani-Palone PhD), University of São Paulo, São Paulo, Brazil; Department of Medicine (A E Berman MD), Medical College of Georgia at Augusta University, Augusta, GA, USA; Faculty of Dentistry, Oral & Craniofacial Sciences (E Bernabe PhD), Institute for Population Health (Prof K Shibuya MD), School of Population Health and Environmental Sciences (Prof C D A Wolfe MD), King's College London, London, UK; Hubert Department of Global Health (R S Bernstein MD), Emory University,

Atlanta, GA, USA; Department of Internal Medicine (A S Bhagavathula PharmD), United Arab Emirates University, Al Ain, United Arab Emirates; Department of Social and Clinical Pharmacy (A S Bhagavathula PharmD), Charles University, Prague, Czech Republic; School of Public Health (D Bhandari MSc), Adelaide Medical School (L G Ciobanu PhD, T K Gill PhD), Centre for Heart Rhythm Disorders (J Noubiap MD), University of Adelaide, Adelaide, SA, Australia; Public Health Research Laboratory (D Bhandari MSc), Tribhuvan University, Kathmandu, Nepal; Department of Community Medicine and Family Medicine (P Bhardwaj MD), Department of Pharmacology (J Charan MD), Department of Forensic Medicine and Toxicology (T Kanchan MD), Department of Radiation Oncology (Prof G K Rath MD), Department of Psychiatry (Prof R Sagar MD), All India Institute of Medical Sciences, New Delhi, India; Division of General Internal Medicine (A G Bhat MD), University of Massachusetts Medical School, Springfield, MA, USA; Department of Statistical and Computational Genomics (K Bhattacharyya MSc), National Institute of Biomedical Genomics, Kalyani, India; Department of Statistics (K Bhattacharyya MSc), University of Calcutta, Kolkata, India; Department of Global Health (S Bhattarai MD), Global Institute for Interdisciplinary Studies, Kathmandu, Nepal; Centre for Global Child Health (Prof Z A Bhutta PhD), Department of Medicine (V Chattu MD), University of Toronto, Toronto, ON, Canada; Centre of Excellence in Women & Child Health (Prof Z A Bhutta PhD), Aga Khan University, Karachi, Pakistan; Social Determinants of Health Research Center (A Bijani PhD, M A Jahani PhD), Department of Clinical Biochemistry (A Mosapour PhD), Student Research Committee (M Zamani MD), Babol University of Medical Sciences, Babol, Iran; Health Economics and Outcomes Research (V Bilano PhD), Creativ-Ceutical, London, UK; Department of General Surgery and Medical-Surgical Specialties (Prof A Biondi PhD, M Vacante PhD), University of Catania, Catania, Italy; Ethiopian Public Health Institute, Addis Ababa, Ethiopia (B M Birihane MSc); Department of Nursing (B M Birihane MSc), Debre Tabor University, Debre Tabor, Ethiopia; European & Developing Countries Clinical Trials Partnership, Cape Town, South Africa (Prof M J Bockarie MSc); Department of Medicine (Prof M J Bockarie MSc, G A Mensah MD), School of Public Health and Family Medicine (C A Nnaji MPH), University of Cape Town, Cape Town, South Africa; Department of Veterinary Medicine (S Bohloulou PhD), Tehran Medical Sciences Branch (S Esmaeilinejad PhD), Young Researchers and Elite Club (A Gholamian MSc), Department of Biology (A Gholamian MSc), Islamic Azad University, Kermanshah, Iran; School of Pharmacy (H A Bojia BPharm), Department of Medical Laboratory Sciences (A M Gebrehiwot PhD), Haramaya University, Harar, Ethiopia; Department of Biomedical Sciences (S R Bolla PhD), Nazarbayev University, Nur-Sultan City, Kazakhstan; Department of Infectious Disease Epidemiology (O J Brady PhD), MSc Epidemiology Programme (A Hafiz PhD), European Observatory on Health Systems and Policies (M Karanikolos PhD), Department of Health Services Research and Policy (M Karanikolos PhD, Prof M McKee DSc), Faculty of Infectious and Tropical Diseases (Prof B Sartorius PhD), London School of Hygiene & Tropical Medicine, London, UK; Division of Hematology and Oncology (D Braithwaite PhD), Georgetown University, Washington, DC, USA; Department of Epidemiology and Evidence Based Medicine (Prof N I Briko DSc), N. A. Semashko Department of Public Health and Healthcare (Prof M Jakovljevic PhD), Department of Epidemiology and Evidence-Based Medicine (V A Korshunov PhD, P D Lopukhov PhD), I.M. Sechenov First Moscow State Medical University, Moscow, Russia; Department of Community Medicine (Prof S Burugina Nagaraja MD), Employee State Insurance Post Graduate Institute of Medical Sciences and Research, Bangalore, India; Department of Health Care Management (Prof R Busse PhD), Technical University of Berlin, Berlin, Germany; School of Public Health and Health Systems (Z A Butt PhD), University of Waterloo, Waterloo, ON, Canada; Al Shifa School of Public Health (Z A Butt PhD), Al Shifa Trust Eye Hospital, Rawalpindi, Pakistan; Institute of Microengineering (F Caetano dos Santos PhD), Federal Polytechnic School of Lausanne, Lausanne, Switzerland; School of Public Health and Administration (L Cahuana-Hurtado PhD), Peruvian University Cayetano Heredia, Lima, Peru; Internal Medicine Department (Prof L A Cámara MD), Hospital Italiano de Buenos Aires,

Buenos Aires, Argentina; Board of Directors (Prof L A Cámara MD), Argentine Society of Medicine, Buenos Aires, Argentina (Prof P R Valdez MEd); Department of Health Care (Prof R Cárdenas DSc), Metropolitan Autonomous University, Mexico City, Mexico; Institute for Cancer Research, Prevention and Clinical Network, Florence, Italy (G Carreras PhD); Research Unit on Applied Molecular Biosciences (UCIBIO) (Prof F Carvalho PhD, V M Costa PhD, J P Silva PhD), Laboratory of Toxicology (Prof D Dias da Silva PhD), Associated Laboratory for Green Chemistry (LAQV) (Prof E Fernandes PhD), University Hospital Center of Porto (J Morgado-da-Costa MSc), Department of Chemistry (M Pinheiro PhD), University of Porto, Porto, Portugal; Epidemiology and Public Health Evaluation Group (C A Castañeda-Orjuela MD), National University of Colombia, Bogota, Colombia; Department of Medicine (G Castelpietra PhD), University of Udine, Udine, Italy; Department of Mental Health (G Castelpietra PhD), Healthcare Agency "Friuli Occidentale", Pordenone, Italy; Gorgas Memorial Institute for Health Studies, Panama City, Panama (F Castro MD); National School of Public Health (F Catalá-López PhD), Institute of Health Carlos III, Madrid, Spain; Clinical Epidemiology Program (F Catalá-López PhD), Department of Medicine (S Pakhale MD), Ottawa Hospital Research Institute, Ottawa, ON, Canada; National Institute of Health Research Nottingham Biomedical Research Centre (C R Cederroth PhD), University of Nottingham, Nottingham, UK; Mary MacKillop Institute for Health Research (Prof E Cerin PhD), Australian Catholic University, Melbourne, VIC, Australia; School of Public Health (Prof E Cerin PhD), Department of Urban Planning and Design (H Ho PhD), Centre for Suicide Research and Prevention (Prof P Yip PhD), Department of Social Work and Social Administration (Prof P Yip PhD), University of Hong Kong, Hong Kong, China; Institute of Applied Health Research (J S Chandan MFPH), Institute of Occupational and Environmental Medicine (O P Kurmi PhD), University of Birmingham, Birmingham, UK; Research Department (S Chaturvedi PhD), Dr D Y Patil University, Pune, India; Department of Epidemiology and Preventive Medicine (K L Chin PhD), School of Public Health and Preventive Medicine (S Li PhD), The School of Clinical Sciences at Monash Health (S Zaman MPH), Monash University, Melbourne, VIC, Australia; Melbourne Medical School (K L Chin PhD), Melbourne School of Population and Global Health (Prof A D Lopez PhD), School of Health Sciences (A Meretoja MD), Department of Pediatrics (Prof G C Patton MD, Prof S M Sawyer MD), Department of Agriculture and Food Systems (H Suleria PhD), University of Melbourne, Melbourne, VIC, Australia; Biomedical Informatics (J J Choi PhD), Seoul National University Hospital, Seoul, South Korea; Bispebjerg Hospital (Prof H Christensen DMSci), University of Copenhagen, Copenhagen, Denmark; Faculty of Biology (D Chu PhD), Hanoi National University of Education, Hanoi, Vietnam; Department of Otolaryngology (M T Chung MD), Wayne State University, Detroit, MI, USA; School of Pharmacy and Medical Sciences (L G Ciobanu PhD), University of South Australia, Adelaide, SA, Australia; Department of Public Health (Prof M Cirillo MD, Prof I Iavicoli PhD, R Palladino MD), University of Naples Federico II, Naples, Italy; School of Medicine and Surgery (P A Cortesi PhD), Research Center on Public Health (P Ferrara MD), University of Milan Bicocca, Monza, Italy; Postgraduate Program in Epidemiology (E Cousin PhD, Prof B B Duncan PhD, Prof B N G Goulart DSc, Prof M I Schmidt PhD, C Stein PhD), Federal University of Rio Grande do Sul, Porto Alegre, Brazil; Clinical Dermatology, IRCCS Istituto Ortopedico Galeazzi (G Damiani MD), Department of Clinical Sciences and Community Health (Prof C La Vecchia MD), University of Milan, Milan, Italy; Department of Dermatology (G Damiani MD), Department of Nutrition and Preventive Medicine (Prof J Sanabria MD), Case Western Reserve University, Cleveland, OH, USA; Health Policy Research (M R Mather PhD), Indian Institute of Public Health (Prof S Zodpey PhD), Public Health Foundation of India, Gurugram, India (Prof L Dandona MD, Prof R Dandona PhD, G Kumar PhD, D K Lal MD); India Cancer Research Consortium (Prof R Mehrotra DPhil), Indian Council of Medical Research, New Delhi, India (Prof L Dandona MD); Department of Information Technology (A M Darwesh PhD), Department of Computer Science (M Hosseinzadeh PhD), University of Human Development, Sulaymaniyah, Iraq; Central University Tami Nadu,

Thiruvurur, India (Prof A P Dash DSc); Department of Global Health and Infection (Prof G Davey MD), Wellcome Trust Brighton and Sussex Centre for Global Health Research (K Deribe PhD), Brighton and Sussex Medical School, Brighton, UK; School of Public Health (Prof G Davey MD, K Deribe PhD), Addis Ababa University, Addis Ababa, Ethiopia; Department of Population and Development (C A Dávila-Cervantes PhD), Latin American Faculty of Social Sciences Mexico, Mexico City, Mexico; Health Research Institute (K Davletov PhD), Al Farabi Kazakh National University, Almaty, Kazakhstan; St Paul's Eye Unit (N Dervenis MD), Royal Liverpool University Hospital, Liverpool, UK; Department of Ophthalmology (N Dervenis MD), 1st Department of Ophthalmology (Prof F Topouzis PhD), Aristotle University of Thessaloniki, Thessaloniki, Greece; Division of Cardiology (R Desai MBBS), Atlanta Veterans Affairs Medical Center, Decatur, GA, USA; Department of Community Medicine (Prof S D Dharmaratne MD), University of Peradeniya, Peradeniya, Sri Lanka; Department of Microbiology (G P Dhungana MSc), Far Western University, Mahendranagar, Nepal; Department of Epidemiology and Biostatistics (M Dianatinasab MSc), Shahrood University of Medical Sciences, Shahrood, Iran; Center of Complexity Sciences (Prof D Diaz PhD), National Autonomous University of Mexico, Mexico City, Mexico; Faculty of Veterinary Medicine and Zootechnics (Prof D Diaz PhD), Autonomous University of Sinaloa, Culiacan Rosales, Mexico; Center of Excellence in Public Health Nutrition (H T Do MD), Nguyen Tat Thanh University, Ho Chi Minh City, Vietnam; School of Medicine (Prof A R Duraes PhD), Institute of Collective Health (Prof D Rasella PhD), Federal University of Bahia, Salvador, Brazil; Department of Internal Medicine (Prof A R Duraes PhD), Escola Bahiana de Medicina e Saúde Pública, Salvador, Brazil; Department of Social Services (A W Eagan MSW), Tufts Medical Center, Boston, MA, USA; Department of Nursing (Prof D Edvardsson PhD), Umeå University, Umeå, Sweden; Biomedical Informatics and Medical Statistics Department (I El Sayed PhD), Pediatric Dentistry and Dental Public Health Department (Prof M El Tantawi PhD), Alexandria University, Alexandria, Egypt; Division of Cardiology (I Y Elgendy MD), Massachusetts General Hospital, Boston, MA, USA; Eijkman-Oxford Clinical Research Unit (I R Elyazar PhD), Eijkman Institute for Molecular Biology, Jakarta, Indonesia; Department of Medicinal Chemistry (K Eskandari PhD), Pharmaceuticals Research Center (K Eskandari PhD), HIV/STI Surveillance Research Center, and WHO Collaborating Center for HIV Surveillance (Prof H Sharifi PhD), Health Services Management Research Center (V Yazdi-Feyzabadi PhD), Department of Health Management, Policy, and Economics (V Yazdi-Feyzabadi PhD), Kerman University of Medical Sciences, Kerman, Iran; Department of Physiology (S Esmaeilnejad PhD), Department of Clinical Biochemistry (A Mosapour PhD), Department of Parasitology and Entomology (L Zaki PhD), Tarbiat Modares University, Tehran, Iran; Independent Consultant, Awka, Nigeria (O Ezekannagha PhD); International Institute for Tropical Agriculture, Ibadan, Nigeria (O Ezekannagha PhD); Dissemination Division (C S e Farinha MSc), National Institute of Statistics, Lisbon, Portugal; Activity Planning and Control Unit (C S e Farinha MSc), Directorate-General of Health (DGS), Lisbon, Portugal; Department of Medical and Surgical Sciences (A Farioli PhD, Prof F S Violante MD), University of Bologna, Bologna, Italy; Department of Biology and Biotechnology "Lazzaro Spallanzani" (P S Faris PhD), University of Pavia, Pavia, Italy; Department of Biology (P S Faris PhD), Department of Forestry (D K Mohammad PhD), Salahaddin University-Erbil, Erbil, Iraq; Department of Psychology (Prof A Faro PhD), Federal University of Sergipe, São Cristóvão, Brazil; National Institute for Stroke and Applied Neurosciences (Prof V L Feigin PhD), Auckland University of Technology, Auckland, New Zealand; Third Department of Neurology (E V Gnedovskaya PhD), Research Center of Neurology, Moscow, Russia (Prof V L Feigin PhD, Prof M A Piradov DSc); Department of Health Education and Behavioral Sciences (G T Feyissa PhD), Jimma University, Jimma, Ethiopia; Psychiatry Department (I Filip MD), Kaiser Permanente, Fontana, CA, USA; School of Health Sciences (I Filip MD), A.T. Still University, Mesa, AZ, USA; Institute of Gerontology-Health Services and Nursing Research (F Fischer PhD), Ravensburg-Weingarten University of Applied Sciences, Weingarten, Germany; James Cancer Hospital (J L Fisher PhD), Ohio State University, Columbus, OH, USA; Sergio Arouca National School of Public Health, Rio de Janeiro, Brazil (L S Flor MPH); Federal University of Espírito Santo, Vitória, Brazil (L S Flor MPH); Institute of Gerontology (N A Foigt PhD), National Academy of Medical Sciences of Ukraine, Kyiv, Ukraine; Department of Child Dental Health (Prof M O Folayan FWACS), Obafemi Awolowo University, Ile-Ife, Nigeria; Department of Cell Biology and Biotechnology (A A Fomenkov PhD), Timiryazev Institute of Plant Physiology, Moscow, Russia; Abadan Faculty of Medical Sciences (M Foroutan PhD), Abadan School of Medical Sciences, Abadan, Iran; Department of Family Medicine and Primary Care (J M Francis PhD), University of the Witwatersrand, Johannesburg, South Africa; Department of Dermatology (T Fukumoto PhD), Kobe University, Kobe, Japan; Department of Cardiovascular Medicine (M M Gad MD), Cleveland Clinic, Cleveland, OH, USA; Gillings School of Global Public Health (M M Gad MD), University of North Carolina Chapel Hill, Chapel Hill, NC, USA; Department of Community Medicine (Prof A M Gaidhane MD, Prof Z Quazi Syed PhD, Prof D Saxena PhD), Global Evidence Synthesis Initiative (Prof M Khatib PhD), Datta Meghe Institute of Medical Sciences, Wardha, India; Department of Public Health (B S Geberemariam MPH), Madda Wälabu University, Bale Robe, Ethiopia; Department of Nursing (G G Gebremeskel MSc, T G Haile MSc, D B Tadesse MSc), School of Pharmacy (L G Gebremeskel MSc, G Woldu MSc), Aksum University, Aksum, Ethiopia; College of Medicine and Public Health (H A Gesesew PhD), Flinders University, Adelaide, SA, Australia; Research Group for Genomic Epidemiology (N Ghith PhD), Technical University of Denmark, Copenhagen, Denmark; Faculty of Allied Health Sciences (Prof S Gilani PhD), University Institute of Public Health (S Hameed MPH, A Hanif PhD, Prof S M Rana PhD), The University of Lahore, Lahore, Pakistan; Afro-Asian Institute, Lahore, Pakistan (Prof S Gilani PhD); Medical School (Prof P S Gill DM), Division of Health Sciences (O A Uthman PhD), University of Warwick, Coventry, UK; Discipline of Public Health Medicine (T G Ginzindza PhD), University of KwaZulu-Natal, Durban, South Africa (Prof F C Tanser PhD); Department of Pediatrics (M Gitimoghaddam MD), School of Population and Public Health (J A Kopec PhD, F Pourmalek PhD), University of British Columbia, Vancouver, BC, Canada; School of Public Health and Community Medicine (M A Godinho MBBS, A E Peden PhD), The George Institute for Global Health (Prof V Jha MD), School of Psychiatry (Prof P B Mitchell MD, Prof P S Sachdev MD), University of New South Wales, Sydney, NSW, Australia; Hudson College of Public Health (S V Gopalani MPH), University of Oklahoma Health Sciences Center, Oklahoma City, OK, USA; Department of Health and Social Affairs (S V Gopalani MPH), Government of the Federated States of Micronesia, Palikir, Federated States of Micronesia; Department of Family and Community Medicine (M I M Gubari PhD), University Of Sulaimani, Sulaimani, Iraq; Institute of Tropical Pathology and Public Health (IPTSP) (R A Guimarães MSc), Federal University of Goiás, Goiânia, Brazil; College of Medicine and Health Science (R A Guled PhD), Department of Public Health (A Hashi PhD, M O Omer MSc), Jijiga University, Jijiga, Ethiopia; Department of Epidemiology (Prof Y Guo PhD), Binzhou Medical University, Yantai City, China; Medical Resources (Prof R Gupta MD), March of Dimes, Arlington, VA, USA; Health Policy, Management and Leadership (Prof R Gupta MD), West Virginia University School of Public Health, Morgantown, WV, USA; Department of Preventive Cardiology (Prof R Gupta MD), Eternal Heart Care Centre & Research Institute, Jaipur, India; Department of Medicine (Prof R Gupta MD), Mahatma Gandhi University Medical Sciences, Jaipur, India; College of Medicine (A Hafiz PhD), Umm AL Qura University, Makkah, Saudi Arabia; Department of Family and Community Medicine (Prof R R Hamadeh PhD), Arabian Gulf University, Manama, Bahrain; School of Health and Environmental Studies (Prof S Hamidi DrPH), Hamdan Bin Mohammed Smart University, Dubai, United Arab Emirates; Department of Public Health (D Handiso MPH), Wachemo University, Hossana, Ethiopia; Medical School (Prof G J Hankey MD), University of Western Australia, Perth, WA, Australia; Department of Neurology (Prof G J Hankey MD), Sir Charles Gairdner Hospital, Perth, WA, Australia; Carlos III Health Institute (Prof R Tabarés-Seisdedos PhD), Biomedical Research

Networking Center for Mental Health Network (CiberSAM), Barcelona, Spain (J M Haro MD); Department of Zoology and Entomology (A I Hasaballah PhD), Al Azhar University, Cairo, Egypt; Institute for Social Science Research (M Hasan MPH), ARC Centre of Excellence for Children and Families over the Life Course (M Hasan MPH), School of Dentistry (R Laloo PhD), The University of Queensland, Brisbane, QLD, Australia; Center for International Health (CIH) and Bergen Center for Ethics and Priority Setting (BCEPS) (S Hassan MPhil), Department of Global Public Health and Primary Care (Prof O F Norheim PhD), Department of Psychosocial Science (Prof S Øverland PhD), University of Bergen, Bergen, Norway; Gastrointestinal and Liver Diseases Research Center (S Hassanipour PhD, F Joukar PhD), Caspian Digestive Disease Research Center (S Hassanipour PhD, F Joukar PhD), Department of Environmental Health Engineering (J Jaafari PhD), Guilan University of Medical Sciences, Rasht, Iran; Independent Consultant, Tabriz, Iran (H Hassankhani PhD); Skaane University Hospital (R J Havmoeller PhD), Skaane County Council, Malmoe, Sweden; Institute of Pharmaceutical Sciences (K Hayat MS), University of Veterinary and Animal Sciences, Lahore, Pakistan; Department of Pharmacy Administration and Clinical Pharmacy (K Hayat MS), Xian Jiaotong University, Xian, China; Independent Consultant, Santa Clara, CA, USA (G Heidari MD); School of Business (Prof C Herteliu PhD), London South Bank University, London, UK; Department for Health (T R Hird PhD), Department of Mathematical Sciences (P Moraga PhD), University of Bath, Bath, UK; Department of Pediatrics (M K Hole MD), University of Texas Austin, Austin, TX, USA; Independent Consultant, Virginia Beach, VA, USA (K P Hopf MPH); Metrics and Evaluation (K P Hopf MPH), Operation Smile, Virginia Beach, VA, USA; Department of Pulmonology (N Horita PhD), Yokohama City University, Yokohama, Japan; National Human Genome Research Institute (NHGRI) (N Horita PhD), Center for Translation Research and Implementation Science (G A Mensah MD), National Institutes of Health, Bethesda, MD, USA; Department of Pharmacology (N Hossain MPhil), Bangladesh Industrial Gases Limited, Tangail, Bangladesh; Institute of Research and Development (M Hosseinzadeh PhD), Institute for Global Health Innovations (C T Nguyen MPH, D N Nguyen MA, H L T Nguyen MPH), Faculty of Pharmacy (D N Nguyen MA), Duy Tan University, Da Nang, Vietnam; Clinical Legal Medicine Department (S Hostiu PhD), National Institute of Legal Medicine Mina Minovici, Bucharest, Romania; Division of Information and Computing Technology (Prof M Househ PhD), Hamad Bin Khalifa University, Doha, Qatar; Department of Health Services Administration (V Hsieh PhD), Department of Occupational Safety and Health (Prof B Hwang PhD), China Medical University, Taichung, Taiwan; Department of Epidemiology and Health Statistics (Prof G Hu PhD), Central South University, Changsha, China; School of Public Health (T M Huda PhD), Sydney Medical School (S Islam PhD), Asbestos Diseases Research Institute (J Leigh MD), Institute of Bone and Joint Research (IBJR) (E U R Smith PhD), Pain Management Research Institute (PMRI) (E U R Smith PhD), University of Sydney, Sydney, NSW, Australia; Maternal and Child Health Division (T M Huda PhD, S Zaman MPH), International Centre for Diarrhoeal Disease Research, Bangladesh, Dhaka, Bangladesh; Department of Public Health and Community Medicine (Prof A Humayun PhD), Shaikh Khalifa Bin Zayed Al-Nahyan Medical College, Lahore, Pakistan; International Center for Nutrition and Information (N Ikeda PhD), National Institutes of Biomedical Innovation, Health and Nutrition, Tokyo, Japan; Faculty of Medicine (I M Ilic PhD), Prof M M Santric-Milicevic PhD), School of Public Health and Health Management (Prof M M Santric-Milicevic PhD), University of Belgrade, Belgrade, Serbia; Department of Epidemiology (Prof M D Ilic PhD), Department of Global Health, Economics and Policy (Prof M Jakovljevic PhD), University of Kragujevac, Kragujevac, Serbia; Division of Community Health and Family Medicine (L R Inbaraj MD), Bangalore Baptist Hospital, Bangalore, India; College of Public Health (U Iqbal PhD), Taipei Medical University, Taipei, Taiwan; Research Institute for Endocrine Sciences (S N Irvani MD), School of Management and Medical Education (N Jahanmehr PhD), Safety Promotion and Injury Prevention Research Center (N Jahanmehr PhD), Department of Epidemiology (S Sabour PhD), Injury Prevention and Safety Promotion Research Center (T Yousefinezhadi PhD), Shahid Beheshti University of Medical Sciences, Tehran, Iran (M Khayamzadeh MD); Institute for Physical Activity and Nutrition (S Islam PhD, R Uddin PhD), Department of Psychology (M A Stokes PhD), Deakin University, Burwood, VIC, Australia; Surveillance and Health Services Research (F Islami PhD), American Cancer Society, Atlanta, GA, USA; Department of Social Medicine (Prof H Iso MD), Graduate School of Medicine (Prof K Yamagishi MD), Osaka University, Suita-city, Japan; Department of Biochemistry and Microbiology (C C D Iwu MSc), University of Fort Hare, Alice, South Africa; Grants, Innovation and Product Development Unit (P W Mahasha PhD), South African Medical Research Council, Cape Town, South Africa (C J Iwu PhD, C A Nnaji MPH); Health Informatic Lab (T Javaheri PhD), Department of Computer Science (R Rawassizadeh PhD), Boston University, Boston, MA, USA; Postgraduate Institute of Medicine (A U Jayatilleke PhD), University of Colombo, Colombo, Sri Lanka; Faculty of Graduate Studies (A U Jayatilleke PhD), Institute for Violence and Injury Prevention, Colombo, Sri Lanka; Department of Community Medicine (R P Jha MSc), Dr. Baba Saheb Ambedkar Medical College & Hospital, Delhi, India; Department of Community Medicine (R P Jha MSc), Banaras Hindu University, Varanasi, India; Environmental Research Center (J S Ji DSc), Duke Kunshan University, Kunshan, China; Nicholas School of the Environment (J S Ji DSc), Department of Family Medicine and Community Health (Y Yano MD), Duke Global Health Institute (S Zadey MS), Duke University, Durham, NC, USA; Department of Earth Observation Science (P Jia PhD), University of Twente, Enschede, Netherlands; Beijing Institute of Ophthalmology (Prof J B Jonas MD), Beijing Tongren Hospital, Beijing, China; Department of Family Medicine and Public Health (J J Jozwiak PhD), University of Opole, Opole, Poland; Institute of Family Medicine and Public Health (M Jürisson PhD), University of Tartu, Tartu, Estonia; School of Public Health (Z Kabir PhD), University College Cork, Cork, Ireland; Institute for Prevention of Non-communicable Diseases (R Kalhor PhD), Health Services Management Department (R Kalhor PhD), Qazvin University of Medical Sciences, Qazvin, Iran; Department of Health Management and System Sciences (S M Karimi PhD), University of Louisville, Louisville, KY, USA; Center for Health Equity (S M Karimi PhD), Louisville Metro Department of Public Health & Wellness, Louisville, KY, USA; MRC/CSO Social and Public Health Sciences Unit (S V Katikireddi PhD), University of Glasgow, Glasgow, UK; International Research Center of Excellence (G A Kayode PhD), Institute of Human Virology Nigeria, Abuja, Nigeria; Julius Centre for Health Sciences and Primary Care (G A Kayode PhD), Utrecht University, Utrecht, Netherlands; Open, Distance and eLearning Campus (Prof P N Keiyoro PhD), Department of Psychiatry (M Kumar PhD), School of Economics (M K Muriithi PhD), School of Public Health (R G Wamai PhD), University of Nairobi, Nairobi, Kenya; Department of Public Health (Prof Y S Khader PhD), Jordan University of Science and Technology, Irbid, Jordan; Department of Epidemiology and Biostatistics (E A Khan MPH), Health Services Academy, Islamabad, Pakistan; Department of Health Policy and Management (Prof Y Khang MD), Institute of Health Policy and Management (Prof Y Khang MD), Seoul National University, Seoul, South Korea; Faculty of Health and Wellbeing (K Khatab PhD), Sheffield Hallam University, Sheffield, UK; College of Arts and Sciences (K Khatab PhD), Ohio University, Zanesville, OH, USA; The Iranian Academy of Medical Sciences, Tehran, Iran (M Khayamzadeh MD); Department of Nutrition and Health Science (Prof J Khubchandani PhD), Ball State University, Muncie, IN, USA; Department of Preventive Medicine (Y Kim PhD), Korea University, Seoul, South Korea; School of Traditional Chinese Medicine (Y Kim PhD), Xiamen University Malaysia, Sepang, Malaysia; Department of Nutrition (R W Kimokoti MD), Simmons University, Boston, MA, USA; Faculty of Health (Y Kinfu PhD), University of Canberra, Canberra, ACT, Australia; College of Medicine (Y Kinfu PhD), Qatar University, Doha, Qatar; School of Health Sciences (Prof A Kisa PhD), Kristiania University College, Oslo, Norway; Global Community Health and Behavioral Sciences (Prof A Kisa PhD), Tulane University, New Orleans, LA, USA; Department of Health Economics and Social Security (K Kissimova-Skarbek PhD), Jagiellonian University Medical College, Krakow, Poland; Department of Epidemiology and Public Health (Prof M Kivimäki PhD), Division of Psychology and Language Sciences

(M Kumar PhD), University College London, London, UK; Department of Public Health (Prof M Kivimäki PhD), University of Helsinki, Helsinki, Finland (T J Meretoja MD); Public Health Sciences Division (J M Kocarnik PhD), Fred Hutchinson Cancer Research Center, Seattle, WA, USA; Global Healthcare Consulting, New Delhi, India (S Kochhar MD); Arthritis Research Canada, Richmond, BC, Canada (J A Kopec PhD); Federal Research Institute for Health Organization and Informatics of the Ministry of Health (FRIHOI), Moscow, Russia (A V Korotkova PhD); Independent Consultant, Jakarta, Indonesia (S Kosen MD); Department of Global Health (A Kotlo MS), Vancouver Virology Centre, Vancouver, BC, Canada; Department of Internal and Pulmonary Medicine (Prof P A Koul MD), Sheri Kashmir Institute of Medical Sciences, Srinagar, India; Biomedical Research Networking Center for Mental Health Network (CIBERSAM) (A Koyanagi MD), San Juan de Dios Sanitary Park, Sant Boi de Llobregat, Spain; Department of Anthropology (K Krishan PhD), Panjab University, Chandigarh, India; Faculty of Public Health (D Kusuma DSc), University of Indonesia, Depok, Indonesia; Nuffield Department of Population Health (B Lacey PhD), The George Institute for Global Health (Prof S Yaya PhD), Nuffield Department of Medicine (Y Zhao MPH), University of Oxford, Oxford, UK; National Institute for Health Research (NIHR) Oxford Biomedical Research Centre, Oxford, UK (B Lacey PhD); Unit of Genetics and Public Health (Prof I Landires MD), Unit of Microbiology and Public Health (V Nunez-Samudio PhD), Institute of Medical Sciences, Las Tablas, Panama; Department of Public Health (V Nunez-Samudio PhD), Ministry of Health, Herrera, Panama (Prof I Landires MD); Medical Director (Prof V C Lansingh PhD), HelpMeSee, New York, NY, USA; General Director (Prof V C Lansingh PhD), Mexican Institute of Ophthalmology, Queretaro, Mexico; Department of Medical Sciences (Prof A O Larsson PhD), Uppsala University, Uppsala, Sweden; Department of Clinical Chemistry and Pharmacology (Prof A O Larsson PhD), Uppsala University Hospital, Uppsala, Sweden; Department of Otorhinolaryngology (S Lasrado MS), Father Muller Medical College, Mangalore, India; Institute of Clinical Physiology (P Lauriola MD), National Research Council, Pisa, Italy; Barcelona Institute for Global Health, Barcelona, Spain (Prof J V Lazarus PhD); School of Pharmacy (S W H Lee PhD), Monash University, Selangor, Malaysia; School of Pharmacy (S W H Lee PhD), Taylor's University Lakeside Campus, Subang Jaya, Malaysia; Neurology, Public Health and Disability Unit (M Leonardi MD, A Raggi PhD, D Sattin PsyD, S Schiavolin MSc), Carlo Besta Neurological Institute IRCCS, Milan, Italy; Department of Medicine (L Lim MRCP), University of Malaya, Kuala Lumpur, Malaysia; Department of Medicine and Therapeutics (L Lim MRCP), The Chinese University of Hong Kong, Shatin, NT, China; Department of Systems, Populations, and Leadership (X Liu PhD), University of Michigan, Ann Arbor, MI, USA; Department of Basic Medical Sciences, Neuroscience and Sense Organs (Prof G Logroscino PhD), University of Bari Aldo Moro, Bari, Italy; Department of Clinical Research in Neurology (Prof G Logroscino PhD), Fondazione Cardinale Giovanni Panico Hospital, Tricase, Italy; Radiology and Precision Health Program (M Mahmoudi PhD), Michigan State University, East Lansing, MI, USA; Faculty of Medicine (J N Malagón-Rojas MSc), El Bosque University, Bogota, Colombia; Faculty of Public Health (S Martini PhD), Airlangga University, Surabaya, Indonesia; Indonesian Public Health Association, Surabaya, Indonesia (S Martini PhD); Campus Caucaia (F R Martins-Melo PhD), Federal Institute of Education, Science and Technology of Ceará, Caucaia, Brazil; Institute of Population Health Sciences (M R Mathur PhD), University of Liverpool, Liverpool, UK; Department of Ophthalmology (C McAlinden PhD), Singleton Hospital, Swansea, UK; Academic Area of Dentistry (C E Medina-Solís MSc), Autonomous University of Hidalgo State, Pachuca, Mexico; Department of Pharmacy (B Meharie MSc), Wollo University, Dessie, Ethiopia; Neurology Department (Prof M Mehndiratta MD), Janakpuri Super Specialty Hospital Society, New Delhi, India; Department of Neurology (Prof M Mehndiratta MD), Govind Ballabh Institute of Medical Education and Research, New Delhi, India; Department of Nutrition (T Mekonnen MPH), University of Oslo, Oslo, Norway; Institute of Human Virology (P T N Memiah DrPH), University of Maryland, Baltimore, MD, USA; Peru Country Office (W Mendoza MD), United Nations Population Fund (UNFPA), Lima, Peru; Neurology Unit (A Meretoja MD), Breast Surgery Unit (T J Meretoja MD), Helsinki University Hospital, Helsinki, Finland; Clinical Microbiology and Parasitology Unit (T Mestrovic PhD), Dr. Zora Profozic Polyclinic, Zagreb, Croatia; University Centre Varazdin (T Mestrovic PhD), University North, Varazdin, Croatia; Center for Innovation in Medical Education (B Miazgowski MD), Pomeranian Medical University, Szczecin, Poland (B Miazgowski MD); Department of Women-Mother-Child (I Michalek PhD), Vaud University Hospital Center, Lausanne, Switzerland; Internal Medicine Programme (Prof E M Mirrakhimov PhD), Kyrgyz State Medical Academy, Bishkek, Kyrgyzstan; Department of Atherosclerosis and Coronary Heart Disease (Prof E M Mirrakhimov PhD), National Center of Cardiology and Internal Disease, Bishkek, Kyrgyzstan; Institute of Addiction Research (ISFF) (B Moazen MSc), Frankfurt University of Applied Sciences, Frankfurt, Germany; Department of Epidemiology and Biostatistics (A Mohammadian-Hafshejani PhD), Shahrekord University of Medical Sciences, Shahrekord, Iran; Department of Public Health (J A Mohammed MPH), Samara University, Semera, Ethiopia; Health Systems and Policy Research Unit (S Mohammed PhD), Department of Community Medicine (M B Sufiyan MD), Ahmadu Bello University, Zaria, Nigeria; Clinical Epidemiology and Public Health Research Unit (L Monasta DSc, I Ronfani PhD), Burlo Garofolo Institute for Maternal and Child Health, Trieste, Italy; Department of Biomedical and Dental Sciences and Morphofunctional Imaging (Prof S Mondello MD), Messina University, Messina, Italy; Department of Food Science (Prof A Mousavi Khaneghah PhD), University of Campinas (Unicamp), Campinas, Brazil; Department of Pediatric Medicine (Prof G Mustafa MD), The Children's Hospital & The Institute of Child Health, Multan, Pakistan; Department of Pediatrics & Pediatric Pulmonology (Prof G Mustafa MD), Institute of Mother & Child Care, Multan, Pakistan; Knowledge Translation and Utilization Unit (Prof A F Nabhan PhD), Egyptian Center for Evidence Based Medicine, Cairo, Egypt; Research and Analytics Department (A J Nagarajan MTech), Initiative for Financing Health and Human Development, Chennai, India; Department of Research and Analytics (A J Nagarajan MTech), Bioinsilico Technologies, Chennai, India; Laboratory of Public Health Indicators Analysis and Health Digitalization (M Naimzada MD, N Otstavnov BA, S S Otstavnov PhD, M V Titova PhD), Moscow Institute of Physics and Technology, Dolgoprudny, Russia; Experimental Surgery and Oncology Laboratory (M Naimzada MD), Kursk State Medical University, Kursk, Russia; Suraj Eye Institute, Nagpur, India (V Nangia MD); Department for the Control of Disease, Epidemics, and Pandemics (J Nansseu MD), Ministry of Public Health, Yaoundé, Cameroon; Department of Public Health (J Nansseu MD), Department of Public Health (G Nguefack-Tsague PhD), University of Yaoundé I, Yaoundé, Cameroon; Disease Control and Environmental Health (R Ndejo MSc), Makerere University, Kampala, Uganda; Department of General Surgery (I Negoj PhD), Emergency Hospital of Bucharest, Bucharest, Romania; Cardio-Aid, Bucharest, Romania (R I Negoj PhD); Department of Health Sciences (S Neupane PhD), University of Tampere, Tampere, Finland; Research & Statistics Unit (K N Ngari MSc), Synotech Consultants, Nairobi, Kenya; Department of Biological Sciences (J W Ngunjiri DrPH), University of Embu, Embu, Kenya; Department of Health Policy and Management (S Nomura PhD), Keio University, Tokyo, Japan; Department of Global Health Policy (S Nomura PhD), University of Tokyo, Tokyo, Japan; Translational Health Research Institute (F A Ogo PhD, Prof A M N Renzaho PhD), School of Social Sciences and Psychology (Prof A M N Renzaho PhD), Western Sydney University, Sydney, NSW, Australia; Department of Preventive Medicine (I Oh PhD), Kyung Hee University, Dongdaemun-gu, South Korea; Disease Surveillance and Epidemic Response (E W Okunga MSc), Ministry of Health, Nairobi, Kenya; Gorgan Congenital Malformations Research Center (M Oladnabi PhD), Golestan Research Center of Gastroenterology and Hepatology (GRCGH) (G Roshandel PhD), Golestan University of Medical Sciences, Gorgan, Iran; Department of Psychiatry (A T Olagunju MD), University of Lagos, Lagos, Nigeria; Centre for Healthy Start Initiative, Lagos, Nigeria (B O Olusanya PhD, J O Olusanya MBA); Diplomacy and Public Relations Department (A Omar Bali PhD), University of Human Development, Sulaimaniyah,

Iraq; Department of Pharmacology and Therapeutics (Prof O E Onwujekwe PhD), University of Nigeria Nsukka, Enugu, Nigeria; Department of Medicine (Prof A Ortiz MD), Princess University Hospital (Prof J B Soriano MD), Autonomous University of Madrid, Madrid, Spain; Department of Nephrology and Hypertension (Prof A Ortiz MD), The Institute for Health Research Foundation Jiménez Díaz University Hospital, Madrid, Spain; Department of Biomedical Sciences (Prof S M Ostojic PhD), University of Novi Sad, Novi Sad, Serbia; Department of Project Management (S S Otstavnov PhD), Department of Health Care Administration and Economics (Prof V Vlassov MD), National Research University Higher School of Economics, Moscow, Russia; Division of Mental and Physical Health (Prof S Øverland PhD), Norwegian Institute of Public Health, Bergen, Norway; Department of Health Metrics (A Pana MD), Center for Health Outcomes & Evaluation, Bucharest, Romania; National Institute of Health Research and Development (H U Pangaribuan MSc), Ministry of Health, Jakarta, Indonesia; Research & Development Department (M Pathak PhD), Kalinga Institute of Medical Sciences, Bhubaneswar, India; Population Health Theme (Prof G C Patton MD), Centre for Adolescent Health (Prof S M Sawyer MD), Critical Care and Neurosciences (Prof R G Weintraub MB), Murdoch Childrens Research Institute, Melbourne, VIC, Australia; Public Health Youth Society of Nepal, Pokhara, Nepal (S Paudel MPH); Public Health Update, Pokhara, Nepal (S Paudel MPH); College of Public Health, Medical, and Veterinary Sciences (A E Peden PhD), James Cook University, Townsville, NSW, Australia; School of Global Public Health (E K Peprah PhD), New York University, New York, NY, USA; Department of Orthopedics (J Pereira MS), Yenepoya Medical College, Mangalore, India; Department of Cardiology (T Pilgrim MD), University of Bern, Bern, Switzerland; HIV and Mental Health Department (K N Pokhrel PhD), Integrated Development Foundation Nepal, Kathmandu, Nepal; Department of Nutrition and Food Sciences (H Pourjafar PhD), Maragheh University of Medical Sciences, Maragheh, Iran; Dietary Supplements and Probiotic Research Center (H Pourjafar PhD), Alborz University of Medical Sciences, Karaj, Iran; Clinical Research Center (S I Prada PhD), Valle del Lili Foundation, Cali, Colombia; Center for Studies in Social Protection and Health Economics (S I Prada PhD), ICESI University, Cali, Colombia; Health Sciences Department (D R A Pribadi MSc), Muhammadiyah University of Surakarta, Sukoharjo, Indonesia; College of Medicine (A Radfar MD), University of Central Florida, Orlando, FL, USA; Department of Medicine (A Rafiee MSc), University of Alberta, Edmonton, AB, Canada; Thalassemia and Hemoglobinopathy Research Center (F Rahim PhD), Ahvaz Jundishapur University of Medical Sciences, Ahvaz, Iran; School of Nursing and Healthcare Professions (M Rahman PhD), Federation University Australia, Berwick, VIC, Australia; Public Health Department (Prof S M Rana PhD), University of Health Sciences, Lahore, Pakistan; Research Department (C L Ranabhat PhD), Policy Research Institute, Kathmandu, Nepal; Health and Public Policy Department (C L Ranabhat PhD), Global Center for Research and Development, Kathmandu, Nepal; Department of Oral Pathology (S Rao MDS), Srinivas Institute of Dental Sciences, Mangalore, India; University College London Hospitals, London, UK (D L Rawaf MD); Academic Public Health England (Prof S Rawaf MD), Public Health England, London, UK (Prof N Steel PhD); School of Health, Medical and Applied Sciences (L Rawal PhD), CQ University, Sydney, NSW, Australia; School of Nursing and Midwifery (V Renjith PhD), Royal College of Surgeons in Ireland - Bahrain, Muharraq Governorate, Bahrain; Network of Immunity in Infection, Malignancy and Autoimmunity (NIIMA) (Prof N Rezaei PhD), Universal Scientific Education and Research Network (USERN), Tehran, Iran; School of Physiotherapy (D C Ribeiro PhD), University of Otago, Dunedin, New Zealand; Department of Surgery (J Rickard MD), University of Minnesota, Minneapolis, MN, USA; Department of Surgery (J Rickard MD), University Teaching Hospital of Kigali, Kigali, Rwanda; Department of Clinical Research (L Roever PhD), Federal University of Uberlândia, Uberlândia, Brazil; Department of Neuroscience (M Romoli MD), University of Perugia, Perugia, Italy; Department of Neurology (M Romoli MD), Rimini "Infermi" Hospital - AUSL Romagna, Rimini, Italy; Agrosavia, Palmira, Colombia (E Rubagotti PhD); Department of Internal Medicine (G M Rwegerera MD), University of Botswana,

Gaborone, Botswana; Neuropsychiatric Institute (Prof P S Sachdev MD), Prince of Wales Hospital, Randwick, NSW, Australia; Department of Family and Community Medicine (B Saddik PhD), University of Sharjah, Sharjah, United Arab Emirates; Halal Research Center of IRI (A Sahebkar PhD), Food and Drug Administration of the Islamic Republic of Iran, Tehran, Iran; Neurogenic Inflammation Research Center (A Sahebkar PhD), Mashhad University of Medical Sciences, Mashhad, Iran; Department of Phytochemistry (Prof S Sajadi PhD), Soran University, Soran, Iraq; Department of Nutrition (Prof S Sajadi PhD), Cihan University-Erbil, Kurdistan Region, Iraq; Center for Health Policy & Center for Primary Care and Outcomes Research (Prof J A Salomon PhD), Stanford University, Stanford, CA, USA; Department of Surgery (Prof J Sanabria MD), Marshall University, Huntington, WV, USA; Department of Community Medicine (S Y Saraswathy PhD), PSG Institute of Medical Sciences and Research, Coimbatore, India; PSG-FAIMER South Asia Regional Institute, Coimbatore, India (S Y Saraswathy PhD); Faculty of Medicine (Prof R Sarmiento-Suárez MPH), University of Applied and Environmental Sciences, Bogota, Colombia; National School of Public Health (Prof R Sarmiento-Suárez MPH), Carlos III Health Institute, Madrid, Spain; Department of Geriatrics and Long Term Care (B Sathian PhD), Hamad Medical Corporation, Doha, Qatar; Faculty of Health & Social Sciences (B Sathian PhD), Bournemouth University, Bournemouth, UK; GSK Biologicals, Wavre, Belgium (M Savic PhD); Department of Epidemiology (Prof D Saxena PhD), Indian Institute of Public Health, Gandhinagar, India; Unit for Hypertension and Cardiovascular Disease (Prof A E Schutte PhD), North-West University, Potchefstroom, South Africa; The George Institute for Global Health (Prof A E Schutte PhD), University of New South Wales, Sydney, NSW, Australia; Department of Psychology (D C Schwebel PhD), School of Medicine (Prof J A Singh MD), University of Alabama at Birmingham, Birmingham, AL, USA; Oral Diagnosis, Digital Health and Health Services Research (Prof F Schwendicke PhD), Charité University Medical Center Berlin, Berlin, Germany; Center for Biomedical Information Technology (F Sha PhD), Shenzhen Institutes of Advanced Technology, Shenzhen, China; Public Health Division (A A Shaheen PhD), An-Najah National University, Nablus, Palestine; Independent Consultant, Karachi, Pakistan (M A Shaikh MD); Faculty of Caring Science, Work Life, and Social Welfare (M Shamsizadeh MSc), University of Borås, Borås, Sweden; Department of Community Medicine (M Shannawaz PhD), BLDE University, Vijayapur, India; Centre for Medical Informatics (Prof A Sheikh MD), University of Edinburgh, Edinburgh, UK; National Institute of Infectious Diseases, Tokyo, Japan (M Shigematsu PhD); College of Medicine (Prof J Shin MD), Yonsei University, Seoul, South Korea; Finnish Institute of Occupational Health, Helsinki, Finland (R Shiri PhD); Faculty of Dental Sciences (Prof K M Shivakumar PhD), Krishna Institute of Medical Sciences, Karad, India; School of Public Health (K Shuval PhD), University of Haifa, Haifa, Israel; School of Health (S Siabani PhD), University of Technology Sydney, Sydney, NSW, Australia; Medical Research Agency, Warsaw, Poland (R Sierpinski PhD); School of Medicine (R Sierpinski PhD), Cardinal Wyszyński University, Warsaw, Poland; Department of Psychology (Prof I D Sigfusdottir PhD, R Sigurvinsdottir PhD), Reykjavik University, Reykjavik, Iceland; Department of Health and Behavior Studies (Prof I D Sigfusdottir PhD), Columbia University, New York, NY, USA; Department of Physical Education (Prof D A S Silva PhD), Federal University of Santa Catarina, Florianópolis, Brazil; Department of Law, Economics, Management and Quantitative Methods (Prof B Simonetti PhD), University of Sannio, Benevento, Italy; WSB University in Gdańsk, Gdańsk, Poland (Prof B Simonetti PhD); Medicine Service (Prof J A Singh MD), US Department of Veterans Affairs (VA), Birmingham, AL, USA; Department of Humanities and Social Sciences (P Singh MSc), Indian Institute of Technology, Roorkee, Roorkee, India; Department of Epidemiology (D N Sinha PhD), School of Preventive Oncology, Patna, India; Department of Epidemiology (D N Sinha PhD), Healis Sekhsaria Institute for Public Health, Mumbai, India; Department No.16 (V Y Skryabin MD), Laboratory of Genetics and Genomics (Prof M S Zastrozhin PhD), Moscow Research and Practical Centre on Addictions, Moscow, Russia; Nursing Care Research Center (A Soheili PhD), Semnan University of Medical Sciences, Semnan, Iran;

Centro de Investigación Biomédica en Red Enfermedades Respiratorias (CIBERES, Center for Biomedical Research in Respiratory Diseases Network), Madrid, Spain (Prof J B Soriano MD); Hull York Medical School (I N Soyiri PhD), University of Hull, Hull City, UK; Division of Community Medicine (C T Sreeramareddy MD), International Medical University, Kuala Lumpur, Malaysia; Department of Primary Care and Public Health (Prof N Steel PhD), University of East Anglia, Norwich, UK; Pediatric Services (I Sultan MD), King Hussein Cancer Center, Amman, Jordan; Pediatrics Department (I Sultan MD), University of Jordan, Amman, Jordan; Minister of Health (L Szumowski MD), Institute of Cardiology, Warsaw, Poland; Department of Medicine (Prof R Tabarés-Seisdedos PhD), University of Valencia, Valencia, Spain; Cancer Control Center (T Tabuchi MD), Osaka International Cancer Institute, Osaka, Japan; School of Dentistry and Oral Health (S K Tadakamadla PhD), Griffith University, Gold Coast, QLD, Australia; Department of Pharmacy (B W Taddele MPH), Arbaminch College of Health Sciences, Arbaminch, Ethiopia; Africa Health Research Institute, Berea, South Africa (Prof F C Tanser PhD); Department of Population Science and Human Resource Development (Prof M I Tareque PhD), University of Rajshahi, Rajshahi, Bangladesh; Research and Development Center for Humanities and Health Management (I U Tarigan PhD), National Institute of Health Research & Development, Jakarta, Indonesia; University of Basel, Basel, Switzerland (F Tediosi PhD); Division of Biostatistics and Epidemiology (B Thakur PhD), Texas Tech University, El Paso, TX, USA; Timiryazev Institute of Plant Physiology (M V Titova PhD), Russian Academy of Sciences, Moscow, Russia; Department of Medicine (Prof M Tonelli MD), University of Calgary, Calgary, AB, Canada; Institute of Public Health (R Topor-Madry PhD), Jagiellonian University Medical College, Kraków, Poland; Agency for Health Technology Assessment and Tariff System, Warsaw, Poland (R Topor-Madry PhD); Modestum LTD, London, UK (M R Tovani-Palone PhD); Department of Health Economics (B X Tran PhD), Hanoi Medical University, Hanoi, Vietnam; Lee Kong Chian School of Medicine (L Tudor Car PhD), Nanyang Technological University, Singapore, Singapore; Department of Microbiology (I Ullah PhD), Iqra National University, Peshawar, Pakistan; TB Culture Laboratory (I Ullah PhD), Mufti Mehmood Memorial Teaching Hospital, Dera Ismail Khan, Pakistan; Department of Community Medicine (C D Umeokonkwo MPH), Alex Ekwueme Federal University Teaching Hospital Abakaliki, Abakaliki, Nigeria; Amity Institute of Biotechnology (E Upadhyay PhD), Amity University Rajasthan, Jaipur, India; Velez Sarsfield Hospital, Buenos Aires, Argentina (Prof P R Valdez MD); Department of Nephrology (Prof S Varughese FRCP), Christian Medical College and Hospital (CMC), Vellore, India; UKK Institute, Tampere, Finland (Prof T J Vasankari MD); Raffles Neuroscience Centre (Prof N Venketasubramanian MBBS), Raffles Hospital, Singapore, Singapore; Yong Loo Lin School of Medicine (Prof N Venketasubramanian MBBS), National University of Singapore, Singapore, Singapore; Occupational Health Unit (Prof F S Violante MD), Sant'Orsola Malpighi Hospital, Bologna, Italy; Foundation University Medical College (Prof Y Waheed PhD), Foundation University Islamabad, Islamabad, Pakistan; Cultures, Societies and Global Studies, & Integrated Initiative for Global Health (R G Wamai PhD), Northeastern University, Boston, MA, USA; Cardiology Department (Prof R G Weintraub MB), Royal Children's Hospital, Melbourne, VIC, Australia; Leonard Davis Institute of Health Economics (J Weiss MA), Population Studies Center (J Weiss MA), University of Pennsylvania, Philadelphia, PA, USA; Demographic Change and Aging Research Area (A Werdecker PhD), Competence Center of Mortality-Follow-Up of the German National Cohort (R Westerman DSc), Federal Institute for Population Research, Wiesbaden, Germany; NIHR Biomedical Research Centre (Prof C D A Wolfe MD), Guy's and St.Thomas' Hospital and Kings College London, London, UK; Department of Orthopaedics (Prof A Wu MD), Wenzhou Medical University, Wenzhou, China; Department of Behavior and Operation Management (Y Xie MD), Beijing Advanced Innovation Center for Big Data-based Precision Medicine, Beijing, China; Clinical Cancer Research Center (S Yahyazadeh Jabbari MD), Milad General Hospital, Tehran, Iran; Research and Development Center for Health Services (Prof K Yamagishi MD), University of Tsukuba, Tsukuba, Japan; School

of International Development and Global Studies (Prof S Yaya PhD), University of Ottawa, Ottawa, ON, Canada; Department of Neuropsychopharmacology (N Yonemoto MPH), National Center of Neurology and Psychiatry, Kodaira, Japan; Department of Public Health (N Yonemoto MPH), Juntendo University, Tokyo, Japan; Department of Health Policy and Management (Prof M Z Younis PhD), Jackson State University, Jackson, MS, USA; School of Medicine (Prof M Z Younis PhD), Tsinghua University, Beijing, China; Department of Health care Management and Economics (H Yusefzadeh PhD), Urmia University of Medical Science, Urmia, Iran; Department of Pharmaceutics (S Zaidi PhD), Dow University of Health Sciences, Karachi, Pakistan; Addictology Department (Prof M S Zastrozhin PhD), Russian Medical Academy of Continuous Professional Education, Moscow, Russia; School of Public Health (Y Zhang PhD), Hubei Province Key Laboratory of Occupational Hazard Identification and Control (Y Zhang PhD), Wuhan University of Science and Technology, Wuhan, China; School of Biology and Pharmaceutical Engineering (X G Zhao PhD), Wuhan Polytechnic University, Wuhan, China; School of Health Sciences (X G Zhao PhD), Wuhan University, Wuhan, China; Department of Epidemiology, Human Genetics, and Environmental Sciences (C Zhu MPH), University of Texas Health Science Center at Houston, Houston, TX, USA.

Declaration of interests

Ali Almasi reports a patent null pending. Robert Ancuceanu reports receiving consultancy and speakers' fees from various pharmaceutical companies. Ettore Beghi reports grants from the Italian Ministry of Health, grants from SOBI, and personal fees from Arvelle Therapeutics, outside the submitted work. Hanne Christensen reports personal fees from Bristol-Myers Squibb, Bayer, Boehringer-Ingelheim, outside the submitted work. Vivekanand Jha reports grants from GlaxoSmithKline, grants from Baxter Healthcare, personal fees from NephroPlus, grants from Biocon, grants from Zydus Cadilla, outside the submitted work. Jacek Jerzy Jozwiak reports personal fees from Amgen, Alab, Teva, Synexus, and Boehringer Ingelheim, outside the submitted work. Srinivasa Vittal Katikireddi reports support from the Medical Research Council and from the Scottish Government Chief Scientist Office, during the conduct of the study. Walter Mendoza is Program Analyst in Population and Development at the United Nations Population Fund-UNFPA Country Office in Peru, an institution which does not necessarily endorse this study. Jonathan F Mosser reports grants from the Bill and Melinda Gates Foundation, during the conduct of the study. Shuhei Nomura reports grants from the Ministry of Education, Culture, Sports, Science, and Technology of Japan. Thomas Pilgrim reports grants and personal fees from Biotronik and Boston Scientific, grants from Edwards Lifesciences, and personal fees from HighLife SAS for his work as a member of clinical event committee for a study sponsored by HighLife Sas, outside the submitted work. Maarten J Postma reports grants and personal fees from MSD, GlaxoSmithKline, Pfizer, Boehringer Ingelheim, Novavax, Bristol-Myers Squibb, AstraZeneca, Sanofi, IQVIA, and Seqirus; personal fees from Quintiles, Novartis, and Pharmerit; 2% of stocks from Ingress Health, 100% of stocks from PAG, being an advisor to Asc Academics; and grants from Bayer, BioMerieux, WHO, the EU, FIND, Antilope, DIKTI, LPDP, and Budi, outside the submitted work. Elisabetta Pupillo reports grants from AIFA, outside the submitted work. Miloje Savic is an employee of GlaxoSmithKline Biologicals, Wavre, Belgium, and holds GlaxoSmithKline restricted shares. Aletta Elisabeth Schutte reports personal fees from Omron Healthcare, Servier, Novartis, Takeda, and Abbott, outside the submitted work. Mark G Shrimme reports grants from Mercy Ships and Damon Runyon Cancer Research Foundation, outside the submitted work. Jasvinder A Singh reports personal fees from Crealta/Horizon, Medisys, Fidia, UBM LLC, Trio health, Medscape, WebMD, Clinical Care options, Clearview healthcare partners, Putnam associates, Spherix, Practice Point communications, the National Institutes of Health and the American College of Rheumatology; personal fees from Simply Speaking, holding stock in Amarin pharmaceuticals and Viking pharmaceuticals, non-financial support from the FDA Arthritis Advisory Committee, non-financial support from Steering committee of OMERACT, an international organization that develops measures for clinical trials and receives arm's length funding from 12 pharmaceutical companies, non-financial support from the Veterans Affairs

Rheumatology Field Advisory Committee, and non-financial support from the Editor and the Director of the UAB Cochrane Musculoskeletal Group Satellite Center on Network Meta-analysis, outside the submitted work. Jeffrey D Stanaway reports grants from the Bill and Melinda Gates Foundation, during the conduct of the study. Fotis Topouzis reports grants from Pfizer, Thea, Rheon, Pharmaten, Bayer, and Bausch & Lomb; and grants and personal fees from Novartis and Omikron, outside the submitted work. Riaz Uddin worked as a visiting fellow at Deakin University Institute for Physical Activity and Nutrition (IPAN), which paid for his travel (including flights and transport), accommodation, and meals from Deakin University, outside the submitted work.

Data sharing

To download the data used in these analyses, please visit the Global Health Data Exchange at <http://ghdx.healthdata.org/gbd-2019>.

Acknowledgments

Lucas Guimarães Abreu acknowledges support from Coordenação de Aperfeiçoamento de Pessoal de Nível Superior - Brasil (Capes) - Finance Code 001, Conselho Nacional de Desenvolvimento Científico e Tecnológico (CNPq) and Fundação de Amparo à Pesquisa do Estado de Minas Gerais (FAPEMIG). Olatunji O Adetokunboh acknowledges South African Department of Science & Innovation, and National Research Foundation. Anurag Agrawal acknowledges support from the Wellcome Trust DBT India Alliance Senior Fellowship IA/CPHS/14/1/501489. Rufus Olusola Akinyemi acknowledges Grant U01HG010273 from the National Institutes of Health (NIH) as part of the H3Africa Consortium. Rufus Olusola Akinyemi is further supported by the FLAIR fellowship funded by the UK Royal Society and the African Academy of Sciences. Syed Mohamed Aljumid acknowledges the Department of Health Policy and Management, Faculty of Public Health, Kuwait University and International Centre for Casemix and Clinical Coding, Faculty of Medicine, National University of Malaysia for the approval and support to participate in this research project. Marcel Ausloos, Claudiu Herteliu, and Adrian Pana acknowledge partial support by a grant of the Romanian National Authority for Scientific Research and Innovation, CNDS-UEFISCDI, project number PN-III-P4-ID-PCCF-2016-0084. Till Winfried Bärnighausen acknowledges support from the Alexander von Humboldt Foundation through the Alexander von Humboldt Professor award, funded by the German Federal Ministry of Education and Research. Juan J Carrero was supported by the Swedish Research Council (2019-01059). Felix Carvalho acknowledges UID/MULTI/04378/2019 and UID/QUI/50006/2019 support with funding from FCT/MCTES through national funds. Vera Marisa Costa acknowledges support from grant (SFRH/BHD/110001/2015), received by Portuguese national funds through Fundação para a Ciência e a Tecnologia (FCT), IP, under the Norma Transitória DL57/2016/CP1334/CT0006. Jan-Walter De Neve acknowledges support from the Alexander von Humboldt Foundation. Kebede Deribe acknowledges support by Wellcome Trust grant number 201900/Z/16/Z as part of his International Intermediate Fellowship. Claudiu Herteliu acknowledges partial support by a grant co-funded by European Fund for Regional Development through Operational Program for Competitiveness, Project ID P_40_382. Praveen Hoogar acknowledges the Centre for Bio Cultural Studies (CBiCS), Manipal Academy of Higher Education (MAHE), Manipal and Centre for Holistic Development and Research (CHDR), Kalgatgi. Bing-Fang Hwang acknowledges support from China Medical University (CMU108-MF-95), Taichung, Taiwan. Mihajlo Jakovljevic acknowledges the Serbian part of this GBD contribution was co-funded through the Grant O1175014 of the Ministry of Education Science and Technological Development of the Republic of Serbia. Aruna M Kamath acknowledges funding from the National Institutes of Health T32 grant (T32GM086270). Srinivasa Vittal Katikireddi acknowledges funding from the Medical Research Council (MC_UU_12017/13 & MC_UU_12017/15), Scottish Government Chief Scientist Office (SPHSU13 & SPHSU15) and an NRS Senior Clinical Fellowship (SCAF/15/02). Yun Jin Kim acknowledges support from the Research Management Centre, Xiamen University Malaysia (XMUMRF/2018-C2/ITCM/0001). Kewal Krishan acknowledges support from the DST PURSE grant and UGC Center of Advanced Study (CAS II) awarded to the Department of Anthropology, Panjab University, Chandigarh, India. Manasi Kumar acknowledges support from K43 TW010716 Fogarty International Center/NIMH. Ben Lacey acknowledges

support from the NIHR Oxford Biomedical Research Centre and the BHF Centre of Research Excellence, Oxford. Iván Landires is a member of the Sistema Nacional de Investigación (SNI), which is supported by the Secretaría Nacional de Ciencia Tecnología e Innovación (SENACYT), Panamá. Jeffrey V Lazarus acknowledges support by a Spanish Ministry of Science, Innovation and Universities Miguel Servet grant (Instituto de Salud Carlos III/ESF, European Union [CP18/00074]). Peter T N Memiah acknowledges CODESRIA; HISTP. Subas Neupane acknowledges partial support from the Competitive State Research Financing of the Expert Responsibility area of Tampere University Hospital. Shuhei Nomura acknowledges support from the Ministry of Education, Culture, Sports, Science, and Technology of Japan (18K10082). Alberto Ortiz acknowledges support by ISCIII PI19/00815, DTS18/00032, ISCIII-RETIC REDinREN RD016/0009 Fondos FEDER, FRIAT, Comunidad de Madrid B2017/BMD-3686 CIFRA2-CM. These funding sources had no role in the writing of the manuscript or the decision to submit it for publication. George C Patton acknowledges support from a National Health & Medical Research Council Fellowship. Marina Pinheiro acknowledges support from FCT for funding through program DL 57/2016 - Norma transitória. Alberto Raggi, David Sattin, and Silvia Schiavolin acknowledge support by a grant from the Italian Ministry of Health (Ricerca Corrente, Fondazione Istituto Neurologico C Besta, Linea 4 - Outcome Research: dagli Indicatori alle Raccomandazioni Cliniche). Daniel Cury Ribeiro acknowledges support from the Sir Charles Hercus Health Research Fellowship - Health Research Council of New Zealand (18/111). Perminder S Sachdev acknowledges funding from the NHMRC Australia. Abdallah M Samy acknowledges support from a fellowship from the Egyptian Fulbright Mission Program. Milena M Santric-Milicevic acknowledges support from the Ministry of Education, Science and Technological Development of the Republic of Serbia (Contract No. 175087). Rodrigo Sarmiento-Suárez acknowledges institutional support from University of Applied and Environmental Sciences in Bogota, Colombia, and Carlos III Institute of Health in Madrid, Spain. Maria Inés Schmidt acknowledges grants from the Foundation for the Support of Research of the State of Rio Grande do Sul (IATS and PrInt) and the Brazilian Ministry of Health. Sheikh Mohammed Shariful Islam acknowledges a fellowship from the National Heart Foundation of Australia and Deakin University. Aziz Sheikh acknowledges support from Health Data Research UK. Kenji Shibuya acknowledges Japan Ministry of Education, Culture, Sports, Science and Technology. Joan B Soriano acknowledges support by Centro de Investigación en Red de Enfermedades Respiratorias (CIBERES), Instituto de Salud Carlos III (ISCIII), Madrid, Spain. Rafael Tabarés-Seisdedos acknowledges partial support from grant PI17/00719 from ISCIII-FEDER. Santosh Kumar Tadakamadla acknowledges support from the National Health and Medical Research Council Early Career Fellowship, Australia. Marcello Tonelli acknowledges the David Freeze Chair in Health Services Research at the University of Calgary, AB, Canada.

Editorial note: the *Lancet* Group takes a neutral position with respect to territorial claims in published maps and institutional affiliations.

References

- 1 UNGA. Resolution 74/2: political declaration of the high-level meeting on universal health coverage. Oct 18, 2019. <https://undocs.org/en/A/RES/74/2> (accessed Nov 15, 2019).
- 2 Schmidt H, Gostin LO, Emanuel EJ. Public health, universal health coverage, and Sustainable Development Goals: can they coexist? *Lancet* 2015; **386**: 928–30.
- 3 UN. Transforming our world: the 2030 Agenda for Sustainable Development. UN, 2015. <https://sustainabledevelopment.un.org/post2015/transformingourworld/publication> (accessed March 25, 2020).
- 4 UN Statistical Commission. SDG indicator 3.8.1 metadata. 2018. <https://unstats.un.org/sdgs/metadata/files/Metadata-03-08-01.pdf> (accessed March 25, 2020).
- 5 UN Statistical Commission. SDG indicator 3.8.2 metadata. 2019. <https://unstats.un.org/sdgs/metadata/files/Metadata-03-08-02.pdf> (accessed April 22, 2020).
- 6 WHO. Thirteenth General Programme of Work 2019–2023: promote health, keep the world safe, serve the vulnerable. Geneva: World Health Organization, 2019.

- 7 WHO. Resolution A72/5. Thirteenth General Programme of Work, 2019–2023. WHO Impact Framework. Geneva: World Health Organization, 2019.
- 8 Naoki Ikegami. Universal health coverage for inclusive and sustainable development: lessons from Japan. A World Bank study. Washington, DC: World Bank, 2014.
- 9 McKee M, Balabanova D, Basu S, Ricciardi W, Stuckler D. Universal health coverage: a quest for all countries but under threat in some. *Value Health* 2013; **16**: S39–45.
- 10 Hurst JW. Reforming health care in seven European nations. *Health Aff* 1991; **10**: 7–21.
- 11 Atun R, de Andrade LOM, Almeida G, et al. Health-system reform and universal health coverage in Latin America. *Lancet* 2015; **385**: 1230–47.
- 12 Dmytraczenko T, Almeida G. Toward universal health coverage and equity in Latin America and the Caribbean: evidence from selected countries. Washington, DC: World Bank, 2015.
- 13 Cotlear D, Nagpal S, Smith O, Tandon A, Cortez R. Going universal: how 24 developing countries are implementing universal health coverage from the bottom up. Washington, DC: World Bank, 2015.
- 14 WHO, World Bank. Monitoring progress towards universal health coverage at country and global levels: framework, measures, and targets. Geneva; Washington, DC: WHO, World Bank, 2014.
- 15 Boerma T, Eozenou P, Evans D, Evans T, Kienny M-P, Wagstaff A. Monitoring progress towards universal health coverage at country and global levels. *PLoS Med* 2014; **11**: e1001731.
- 16 Shengelia B, Tandon A, Adams OB, Murray CJL. Access, utilization, quality, and effective coverage: an integrated conceptual framework and measurement strategy. *Soc Sci Med* 2005; **61**: 97–109.
- 17 Ng M, Fullman N, Dieleman JL, Flaxman AD, Murray CJL, Lim SS. Effective coverage: a metric for monitoring universal health coverage. *PLoS Med* 2014; **11**: e1001730.
- 18 Kruk ME, Gage AD, Joseph NT, Danaei G, García-Saisó S, Salomon JA. Mortality due to low-quality health systems in the universal health coverage era: a systematic analysis of amenable deaths in 137 countries. *Lancet* 2018; **392**: 2203–12.
- 19 Hogan DR, Stevens GA, Hosseinpoor AR, Boerma T. Monitoring universal health coverage within the Sustainable Development Goals: development and baseline data for an index of essential health services. *Lancet Glob Health* 2018; **6**: e152–68.
- 20 WHO, World Bank. Tracking universal health coverage: 2017 global monitoring report. Geneva; Washington, DC: WHO, World Bank, 2017.
- 21 WHO. Primary health care on the road to universal health coverage: 2019 monitoring report. Geneva: World Health Organization, 2019.
- 22 Leegwater A, Wong W, Avila C. A concise, health service coverage index for monitoring progress towards universal health coverage. *BMC Health Serv Res* 2015; **15**: 230.
- 23 Wagstaff A, Dmytraczenko T, Almeida G, et al. Assessing Latin America's progress toward achieving universal health coverage. *Health Aff* 2015; **34**: 1704–12.
- 24 Wagstaff A, Neelsen S. A comprehensive assessment of universal health coverage in 111 countries: a retrospective observational study. *Lancet Glob Health* 2020; **8**: e39–49.
- 25 Fullman N, Barber RM, Abajobir AA, et al. Measuring progress and projecting attainment on the basis of past trends of the health-related Sustainable Development Goals in 188 countries: an analysis from the Global Burden of Disease Study 2016. *Lancet* 2017; **390**: 1423–59.
- 26 Lozano R, Fullman N, Abate D, et al. Measuring progress from 1990 to 2017 and projecting attainment to 2030 of the health-related Sustainable Development Goals for 195 countries and territories: a systematic analysis for the Global Burden of Disease Study 2017. *Lancet* 2018; **392**: 2091–138.
- 27 Bergen N, Ruckert A, Labonté R. Monitoring frameworks for universal health coverage: what about high-income countries? *Int J Health Policy Manag* 2019; **8**: 387–93.
- 28 Ataguba JE, Ingabire M-G. Universal health coverage: assessing service coverage and financial protection for all. *Am J Public Health* 2016; **106**: 1780–81.
- 29 The Lancet. Ensuring and measuring universality in UHC. *Lancet* 2019; **393**: 1.
- 30 Fullman N, Lozano R. Towards a meaningful measure of universal health coverage for the next billion. *Lancet Glob Health* 2018; **6**: e122–23.
- 31 Fullman N, Lozano R. Measurement matters: who and what counts on the road to universal health coverage. *Lancet Glob Health* 2020; **8**: e2–3.
- 32 Kyu HH, Abate D, Abate KH, et al. Global, regional, and national disability-adjusted life-years (DALYs) for 359 diseases and injuries and healthy life expectancy (HALE) for 195 countries and territories, 1990–2017: a systematic analysis for the Global Burden of Disease Study 2017. *Lancet* 2018; **392**: 1859–922.
- 33 WHO Expert Reference Group on the Draft GPW 13. Preliminary report 2018: metrics for the GPW13. May, 2018. https://www.who.int/docs/default-source/documents/about-us/expert-reference-group-preliminary-report.pdf?sfvrsn=27a03101_2 (accessed March 27, 2020).
- 34 GBD 2019 Demographics Collaborators. Global age-sex-specific fertility, mortality, healthy life expectancy (HALE), and population estimates in 204 countries and territories, 1950–2019: a comprehensive demographic analysis for the Global Burden of Disease Study 2019. *Lancet* (in press).
- 35 GBD 2019 Diseases and Injuries Collaborators. Global burden of 369 diseases and injuries in 204 countries and territories, 1990–2019: a systematic analysis for the Global Burden of Disease Study 2019. *Lancet* (in press).
- 36 GBD 2019 Risk Factors Collaborators. Global burden of 87 risk factors in 204 countries and territories, 1990–2019: a systematic analysis for the Global Burden of Disease Study 2019. *Lancet* (in press).
- 37 Stevens GA, Alkema L, Black RE, et al. Guidelines for accurate and transparent health estimates reporting: the GATHER statement. *Lancet* 2016; **388**: e19–23.
- 38 WHO. Expert Reference Group on the Draft GPW 13 Impact Framework 2019–2023. <https://www.who.int/about/what-we-do/thirteenth-general-programme-of-work-2019-2023/expert-reference-group-on-the-draft-gpw-13-impact-framework-2019-2023> (accessed Feb 25, 2020).
- 39 WHO. An updated method for the essential health services coverage index. Jan 17, 2019. https://unstats.un.org/sdgs/files/meetings/webex-17jan2019/1_3.8_1_Tier%20Reclassification%20Request_WHO.pdf (accessed March 27, 2020).
- 40 Nolte E, McKee M. Does healthcare save lives? Avoidable mortality revisited. London: London School of Hygiene & Tropical Medicine, 2004. <https://researchonline.lshtm.ac.uk/15535/1/does-healthcare-save-lives-mar04.pdf> (accessed March 27, 2020).
- 41 Fullman N, Yearwood J, Abay SM, et al. Measuring performance on the Healthcare Access and Quality Index for 195 countries and territories and selected subnational locations: a systematic analysis from the Global Burden of Disease Study 2016. *Lancet* 2018; **391**: 2236–71.
- 42 Nolte E, McKee CM. Measuring the health of nations: updating an earlier analysis. *Health Aff* 2008; **27**: 58–71.
- 43 Barber RM, Fullman N, Sorensen RJD, et al. Healthcare Access and Quality Index based on mortality from causes amenable to personal health care in 195 countries and territories, 1990–2015: a novel analysis from the Global Burden of Disease Study 2015. *Lancet* 2017; **390**: 231–66.
- 44 Coleman MP, Quaresma M, Berrino F, et al. Cancer survival in five continents: a worldwide population-based study (CONCORD). *Lancet Oncol* 2008; **9**: 730–56.
- 45 De Angelis R, Sant M, Coleman MP, et al. Cancer survival in Europe 1999–2007 by country and age: results of EURO CARE-5—a population-based study. *Lancet Oncol* 2014; **15**: 23–34.
- 46 Allemani C, Matsuda T, Carlo VD, et al. Global surveillance of trends in cancer survival 2000–14 (CONCORD-3): analysis of individual records for 37 513 025 patients diagnosed with one of 18 cancers from 322 population-based registries in 71 countries. *Lancet* 2018; **391**: 1023–75.
- 47 Marten R, McIntyre D, Travassos C, et al. An assessment of progress towards universal health coverage in Brazil, Russia, India, China, and South Africa (BRICS). *Lancet* 2014; **384**: 2164–71.
- 48 Aguilera X, Castillo-Laborde C, Ferrari MN-D, Delgado I, Ibañez C. Monitoring and evaluating progress towards universal health coverage in Chile. *PLoS Med* 2014; **11**: e1001676.

- 49 de Andrade LOM, Filho AP, Solar O, et al. Social determinants of health, universal health coverage, and sustainable development: case studies from Latin American countries. *Lancet* 2015; **385**: 1343–51.
- 50 Reich MR, Harris J, Ikegami N, et al. Moving towards universal health coverage: lessons from 11 country studies. *Lancet* 2016; **387**: 811–16.
- 51 Nyongator F, Ofosu A, Segbafah M, d'Almeida S. Monitoring and evaluating progress towards universal health coverage in Ghana. *PLoS Med* 2014; **11**: e1001691.
- 52 Chemouni B. The political path to universal health coverage: power, ideas and community-based health insurance in Rwanda. *World Dev* 2018; **106**: 87–98.
- 53 Tan KB, Tan WS, Bilger M, Ho CWL. Monitoring and evaluating progress towards universal health coverage in Singapore. *PLoS Med* 2014; **11**: e1001695.
- 54 Tangcharoensathien V, Limwattananon S, Patcharanarumol W, Thammatacharee J. Monitoring and evaluating progress towards universal health coverage in Thailand. *PLoS Med* 2014; **11**: e1001726.
- 55 Savedoff WD, Smith AL. Achieving universal health coverage: learning from Chile, Japan, Malaysia, and Sweden. Results for Development (R4D), 2011. <https://www.r4d.org/resources/achieving-universal-health-coverage-learning-chile-japan-malaysia-sweden/> (accessed March 27, 2020).
- 56 Global Burden of Disease Health Financing Collaborator Network. Health sector spending and spending on HIV/AIDS, tuberculosis, and malaria, and development assistance for health: progress towards Sustainable Development Goal 3. *Lancet* 2020; published online April 23. [http://doi.org/10.1016/S0140-6736\(20\)30608-5](http://doi.org/10.1016/S0140-6736(20)30608-5).
- 57 Stevens G, Hogan D. Service coverage within universal health coverage: how large is the gap? Technical note. Geneva: World Health Organization, 2017.
- 58 WHO. Methods for the 13th General Programme of Work (GPW13) Impact Measurement. Draft for consultation. Version 1.3.1. Jan 30, 2020. Geneva: World Health Organization, 2020.
- 59 Dieleman JL, Sadat N, Chang AY, et al. Trends in future health financing and coverage: future health spending and universal health coverage in 188 countries, 2016–40. *Lancet* 2018; **391**: 1783–98.
- 60 Vollset SE, Goren E, Yuan C-W, et al. Fertility, mortality, migration, and population scenarios for 195 countries and territories from 2017 to 2100: a forecasting analysis for the Global Burden of Disease Study. *Lancet* 2020; published online July 14. [https://doi.org/10.1016/S0140-6736\(20\)30677-2](https://doi.org/10.1016/S0140-6736(20)30677-2).
- 61 Chang AY, Cowling K, Micah AE, et al. Past, present, and future of global health financing: a review of development assistance, government, out-of-pocket, and other private spending on health for 195 countries, 1995–2050. *Lancet* 2019; **393**: 2233–60.
- 62 Dieleman JL, Schneider MT, Haakenstad A, et al. Development assistance for health: past trends, associations, and the future of international financial flows for health. *Lancet* 2016; **387**: 2536–44.
- 63 GBD 2019 Viewpoint Collaborators. Five insights from the Global Burden of Disease Study 2019. *Lancet* (in press).
- 64 Asma S, Lozano R, Chatterji S, et al. Monitoring the health-related Sustainable Development Goals: lessons learned and recommendations for improved measurement. *Lancet* 2019; **395**: 240–46.
- 65 WHO. World report on vision. Geneva: World Health Organization, 2019.
- 66 WHO. World report on hearing. 2020. <http://www.who.int/deafness/world-report-hearing/en/> (accessed May 27, 2020).
- 67 De Silva MJ, Lee L, Fuhr DC, et al. Estimating the coverage of mental health programmes: a systematic review. *Int J Epidemiol* 2014; **43**: 341–53.
- 68 WHO. Measles—global situation. Nov 27, 2019. http://www.who.int/csr/don/26-november-2019-measles-global_situation/en/ (accessed March 3, 2020).